

2010

HIV/AIDS IN BERMUDA



Department of Health
Epidemiology and Surveillance Unit
June 2011

Contents

Commentary on Interpretation	3
Executive Summary	4
Summary of Trends	5
<i>Figure 1. Cumulative HIV/AIDS cases and deaths, Bermuda: 1982-2010</i>	5
<i>Figure 2. Annual HIV/AIDS cases and deaths, Bermuda: 1982-2010</i>	6
<i>Table 1. Characteristics of cumulative HIV/AIDS cases and deaths, Bermuda: 1982-2010</i>	7
<i>Table 2. Characteristics of HIV/AIDS cases, deaths and persons living with HIV/AIDS, Bermuda: 2010</i>	7
<i>Table 3. Characteristics of cumulative HIV cases by race, age, gender and risk, Bermuda: 1982-2010</i>	8
<i>Table 4. Characteristics of HIV cases by race, age, gender and risk, Bermuda: 2010</i>	8
<i>Figure 3. Timing of HIV-testing among persons diagnosed with HIV in Bermuda 2006-2010¹ (n=72)</i>	9
<i>Table 5. Summary of HIV/AIDS cases and deaths, persons living with HIV/AIDS (PLWHA) and prevalence, Bermuda: 2006-2010</i>	9
<i>Figure 4. Region of Birth¹ of Non-Bermudians diagnosed with HIV in Bermuda 2006-2010² (n=22)</i>	10
<i>Figure 5. Use and abuse of alcohol and other drugs as reported by persons diagnosed with HIV in Bermuda 2006-2010 (n=72)</i>	11
<i>Figure 6. Additional risk factors as reported by persons diagnosed with HIV in Bermuda 2006-2010 (n=72)</i> 11	
<i>Figure 7. Contact with commercial sex workers¹ as reported by persons diagnosed with HIV in Bermuda 2006-2010 (n=72)</i>	12
<i>Figure 8. Prior history of sexually transmitted infections as reported by persons diagnosed with HIV in Bermuda 2006-2010 (n=72)</i>	12
<i>Figure 9. Age at first intercourse as reported by persons diagnosed with HIV in Bermuda 2006-2010 (n=72)</i>	13
<i>Figure 10. Number of partners in lifetime prior to HIV-diagnosis as reported by persons diagnosed with HIV in Bermuda 2006-2010 (n=72)</i>	13
<i>Figure 11. Condom use in 12 months prior to HIV-diagnosis as reported by persons diagnosed with HIV in Bermuda 2006-2010 (n=72)</i>	14
<i>Figure 13. Educational attainment of persons diagnosed with HIV in Bermuda 2006-2010 (n=72)</i>	15
<i>Figure 14. Occupational groups^{1,2} of persons diagnosed with HIV in Bermuda 2006-2010 (n=72)</i>	15
<i>Figure 15. Reason for HIV-testing^{1,2} among persons diagnosed with HIV in Bermuda 2006-2010 (n=72)</i>	16
HIV Data Tables and Figures	17
AIDS Data Tables	32
Deaths among Persons with HIV/AIDS Data Tables	47

Commentary on Interpretation

The data presented in this report are based on a retrospective analysis of the information collected through Bermuda's confidential HIV/AIDS reporting system.¹

Data contained in this report is provisional and based on information received in the Epidemiology and Surveillance Unit from 1982 through 31 January 2011. The data will be updated as more information becomes available and amendments made in future reports. The available data has been corrected for late notifications and cases are presented based on date of diagnosis or death,² as opposed to date of notification. Except in tables and figures where annual data is presented, adjustments have been made where the date of diagnosis and/or death is not known.

The data has been aggregated by gender (male or female), age-group, race (Black or White & Others), nationality (Bermudian or non-Bermudian) and risk category. Where numbers within the aggregated data are small, the categories may be further collapsed to preserve confidentiality. Age-groups are based on the person's age at the time of diagnosis or death. For persons living with HIV/AIDS (PLWHA) the age-group is the person's age at 31 December 2010.³ Risk category is used to classify the most likely mode of transmission.

Risk Categories

Sexual Contact

Men who have sex with men (MSM)

Heterosexual contact

Injection Drug Use (IDU)

Mother to Child Transmission (MTCT)

Occupational or non-occupational exposure to blood and/or blood products, including transfusions (BLOOD)

*When a person identifies more than one risk category, the risk category most likely to have resulted in HIV transmission is presented.

It is recognized that there is undiagnosed and/or unreported infection in Bermuda and so it should be noted that this report can only provide information on the *diagnosed and reported* cases. Therefore the true numbers may be higher than those presented.

¹ Under the Public Health Act 1949, part V, physicians have a legal obligation to report each new diagnosis of HIV/AIDS. Death certificates are also reviewed as part of the comprehensive HIV/AIDS surveillance program.

² The data on deaths represent deaths occurring among persons infected with HIV; this is not the same as an AIDS-related death.

³ Persons are considered to be living with HIV/AIDS if they have not been reported as deceased (from any cause) from diagnosis to end of the calendar year presented.

Executive Summary

The HIV/AIDS epidemic was first recognized in Bermuda in 1982 and a confidential, name-based system of reporting individuals with AIDS was implemented immediately. In 1984, with the introduction of HIV testing, Bermuda implemented HIV case reporting as part of its comprehensive HIV/AIDS surveillance program. In this report, cumulative cases of HIV include persons diagnosed with a clinical diagnosis of AIDS prior to confirmatory HIV testing in 1984. Summary data showing the most prevalent categories is presented below.

As of 31 December 2010:				
	Number of persons diagnosed with HIV:			733
	Age range:	25-44 years		53.8%
	Gender:	Male		74.8%
	Race:	Black		87.9%
	Nationality:	Bermudian		91.0%
	Risk:	Sexual Contact		61.3%
	Number of persons diagnosed with AIDS:			555
	Age range:	25-44 years		68.8%
	Gender:	Male		76.7%
	Race:	Black		90.1%
	Nationality:	Bermudian		94.4%
	Risk:	Sexual Contact		57.8%
	Deaths among persons with HIV/AIDS:			438
	Age range:	25-44 years		64.2%
	Gender:	Male		78.1%
	Race:	Black		90.9%
	Nationality:	Bermudian		97.3%
	Risk:	Sexual Contact		53.2%
For calendar year 2010:				
	Number of persons diagnosed with HIV:			11
	Age range:	25-44 years		45.5%
		45-64 years		45.5%
	Gender:	Male		81.8%
	Race:	Black		81.8%
	Nationality:	Bermudian		63.6%
	Risk:	Sexual Contact		90.9%
	Number of persons diagnosed with AIDS:			6
	Age range:	45-64 years		66.7%
	Gender:	Male		100%
	Race:	Black		83.3%
	Nationality:	Bermudian		66.7%
	Risk:	Sexual Contact		100%
	Deaths among persons with HIV/AIDS:			4
	Age range:	45-64 years		75.0%
	Gender:	Male		100%
	Race:	Black		100%
	Nationality:	Bermudian		100%
	Risk:	Sexual Contact		75.0%

Summary of Trends

Following the first reported AIDS case in Bermuda in 1982, 733 persons have been diagnosed with HIV in Bermuda. Of these, 555 persons have progressed to AIDS and 438 have died. As of 31 December 2010 it is estimated that there are 295 persons living with diagnosed HIV infection in Bermuda. Figure 1 shows the cumulative HIV/AIDS cases and deaths among persons with HIV/AIDS.

Figure 1. Cumulative HIV/AIDS cases and deaths, Bermuda: 1982-2010

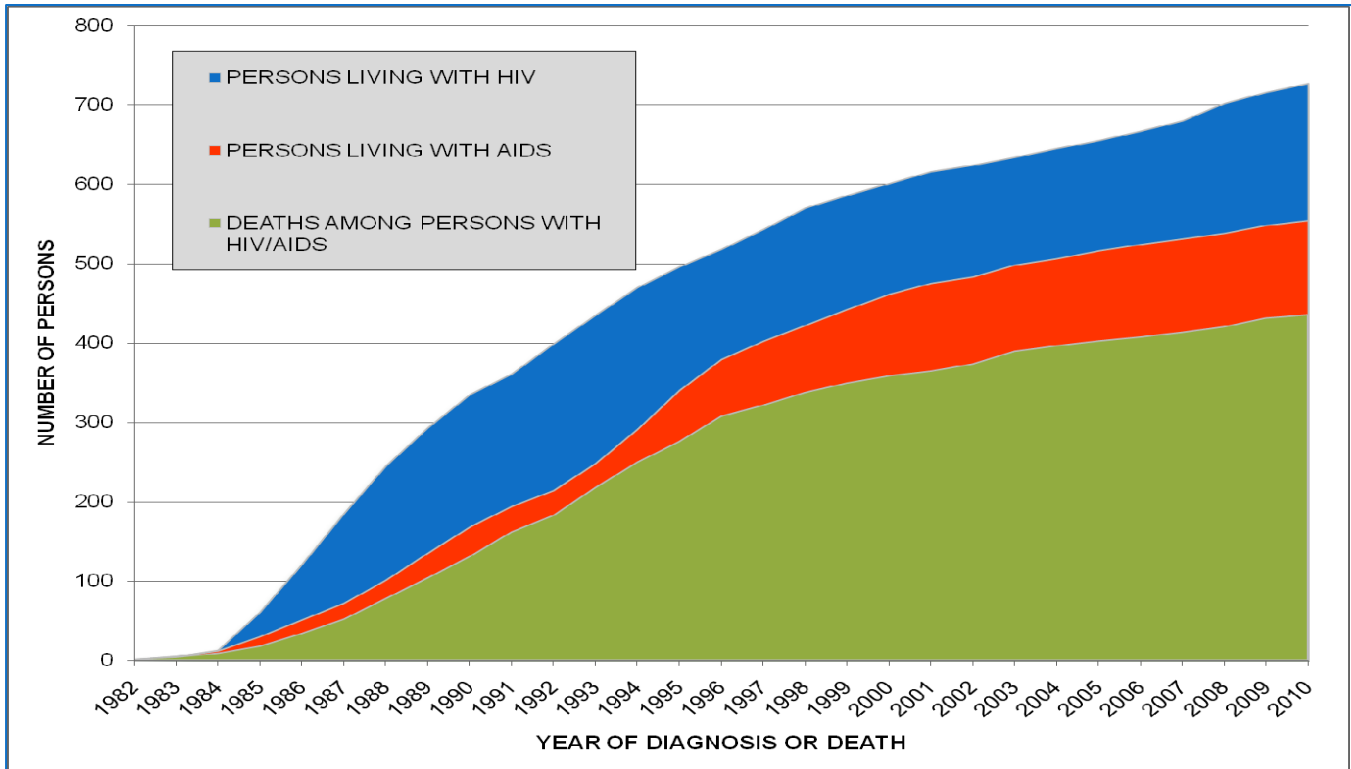


Figure 2 shows the annual incidence of HIV/AIDS and deaths among persons with HIV/AIDS. HIV incidence peaked in 1987 with 64 cases reported followed by a steady decline over the next 15 years. Recent years, however, have seen an increase in HIV incidence; there were 8 cases reported in 2002 (the lowest number of cases since the beginning of the epidemic) which increased to 22 cases reported in 2008. 2009 and 2010 have seen a decline with 14 and 11 reported cases, respectively. AIDS incidence peaked in 1995 with 49 cases reported and has declined since then with between 6 and 10 cases reported per year since 2004. This is expected as there tends to be a 7-10 year lag between HIV incidence and AIDS incidence mostly due to the natural progression of the disease. Deaths among persons with HIV/AIDS have also declined since the 1990's when there was an average of 24 deaths per year; 2010 marks the lowest year in recent history with only 4 deaths reported among persons with HIV/AIDS. This decline in AIDS incidence and deaths is likely due to advancement and availability of care, treatment and support.

Figure 2. Annual HIV/AIDS cases and deaths, Bermuda: 1982-2010

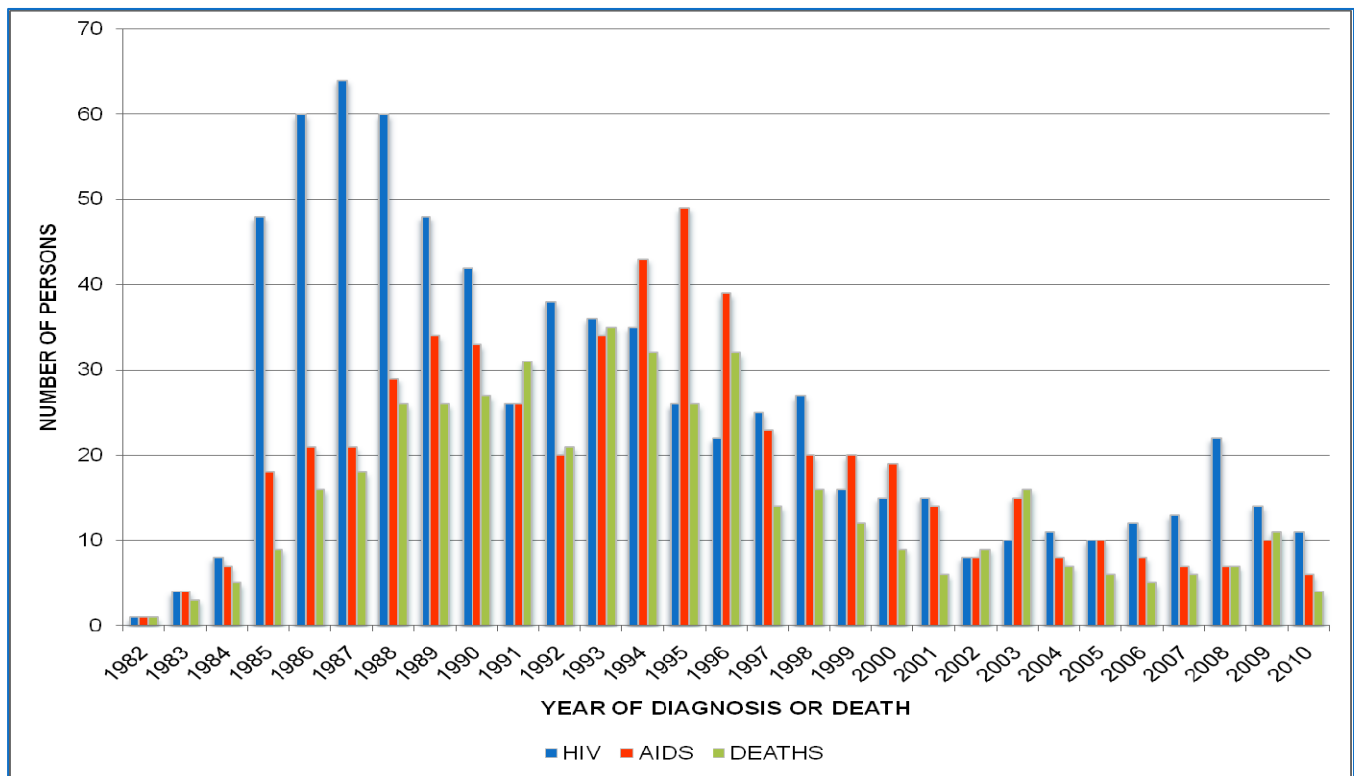


Table 1 shows the cumulative characteristics of HIV/AIDS cases and deaths through 2010. The majority of HIV/AIDS cases and deaths have occurred among black males aged 25-44 years. Men having sex with men (MSM), heterosexual contact and injection drug use each account for around 30% of all HIV infections cumulatively although there have been slightly more AIDS diagnoses and deaths among persons infected through injection drug use. Of the new infections in 2010, over 90% were due to sexual contact and most of these were due to heterosexual contact – 63.6% vs. 27.3% respectively. Indeed, sexual contact has been the most prevalent route of transmission since the late 1980s, with heterosexual contact the main transmission route since 2006. All AIDS cases and the majority of deaths among persons with HIV/AIDS in 2010 were among persons infected through heterosexual contact. Also in 2010, the majority of AIDS cases and all deaths were in persons aged 45 years and older; all deaths in 2010 were among black Bermudian males.

Table 2 also provides some information on persons living with HIV/AIDS as of 31 December 2010. Notably, the majority of persons living with HIV/AIDS are male, aged 45-64, black, Bermudian and reporting risk as heterosexual contact.

Table 3 examines the cumulative risk patterns by gender, age and race. The risk patterns among females in Bermuda are the same regardless of race or age with heterosexual contact as the main reported risk; among males, historically, MSM was the main reported risk except among black males aged 25-44 where the main reported risk is injection drug use. This has differed in recent years. In 2010 (Table 4), heterosexual contact was the main reported risk among black males and only one person reported injection drug use. There were no cases of mother to child transmission in 2010, nor any cases of transmission resulting from exposure to blood or blood products.

Table 1. Characteristics of cumulative HIV/AIDS cases and deaths, Bermuda: 1982-2010

	HIV		AIDS		DEATHS	
	(N = 733)		(N = 555)		(N = 438)	
	#	%	#	%	#	%
AGE GROUP						
0-14	7	1.0	4	0.7	1	0.2
15-24	48	6.5	9	1.6	6	1.4
25-44	504	68.8	382	68.8	281	64.2
45-64	140	19.1	139	25.0	126	28.8
65+	13	1.8	12	2.2	14	3.2
Unspecified	21	2.9	9	1.6	10	2.3
GENDER						
Male	548	74.8	426	76.8	342	78.1
Female	185	25.2	129	23.2	96	21.9
RACE						
Black	644	87.9	500	90.1	398	90.1
White & Others	89	12.1	55	9.9	40	9.9
NATIONALITY						
Bermudian	667	91.0	524	94.4	425	97.0
Non-Bermudian	66	9.0	31	5.6	13	3.0
RISK						
MSM	216	29.5	159	28.6	124	28.3
Heterosexual Contact	233	31.8	162	29.2	109	24.9
IDU	230	31.4	200	36.0	178	40.6
MTCT	7	1.0	4	0.7	3	0.7
Blood/Blood products	12	1.6	8	1.4	7	1.6
Unspecified	35	4.8	22	4.0	17	3.9

Table 2. Characteristics of HIV/AIDS cases, deaths and persons living with HIV/AIDS, Bermuda: 2010

	HIV		AIDS		DEATHS		PERSONS LIVING WITH HIV/AIDS	
	(N = 11)		(N = 6)		(N = 4)		(N = 295)	
	#	%	#	%	#	%	#	%
AGE GROUP								
0-14	0	0.0	0	0.0	0	0.0	0	0.0
15-24	1	9.0	0	0.0	0	0.0	6	2.0
25-44	5	45.5	1	16.7	0	0.0	64	21.7
45-64	5	45.5	4	66.6	3	75.0	192	65.1
65+	0	0.0	1	16.7	1	25.0	27	9.2
Unspecified	0	0.0	0	0.0	0	0.0	6	2.0
GENDER								
Male	9	81.8	6	100	4	100	206	69.8
Female	2	18.2	0	0.0	0	0.0	89	30.2
RACE								
Black	9	81.8	5	83.3	4	100	246	83.4
White & Others	2	18.2	1	16.7	0	0.0	49	16.6
NATIONALITY								
Bermudian	7	63.6	4	66.7	4	100	242	82.0
Non-Bermudian	4	36.4	2	33.3	0	0.0	53	18.0
RISK								
MSM	3	27.3	0	0.0	0	0.0	92	31.2
Heterosexual Contact	7	63.6	6	100	3	75.0	124	42.0
IDU	1	9.1	0	0.0	1	25.0	52	17.6
MTCT	0	0.0	0	0.0	0	0.0	4	1.4
Blood/Blood products	0	0.0	0	0.0	0	0.0	5	1.7
Unspecified	0	0.0	0	0.0	0	0.0	18	6.1

Table 3. Characteristics of cumulative HIV cases by race, age, gender and risk, Bermuda: 1982-2010

	Black					White and Others					Total ¹
	0-24	25-44	45-64	65+	Subtotal	0-24	25-44	45-64	65+	Subtotal	
Males											
MSM	16	107	45	6	174	4	25	9	0	38	216
Heterosexual Contact	2	52	17	3	74	0	5	0	1	6	80
IDU	5	168	26	0	199	0	9	1	0	10	214
MTCT	2	0	0	0	2	1	0	0	0	1	3
Blood/Blood Products	0	1	0	1	2	1	1	0	0	2	4
Unspecified	1	14	6	0	21	0	3	1	0	4	31
Subtotal	26	342	94	10	472	6	43	11	1	61	548
Females											
Heterosexual Contact	12	92	29	1	131	3	9	3	1	16	153
IDU	2	12	0	0	14	0	2	0	0	2	16
MTCT	4	0	0	0	4	0	0	0	0	0	4
Blood/Blood Products	1	2	1	0	4	1	1	1	0	3	8
Unspecified	0	1	1	0	2	0	0	0	0	0	4
Subtotal	19	107	31	1	158	4	12	4	1	21	185
Total	45	449	125	11	630	10	55	15	2	82	733

¹Total includes unknown age

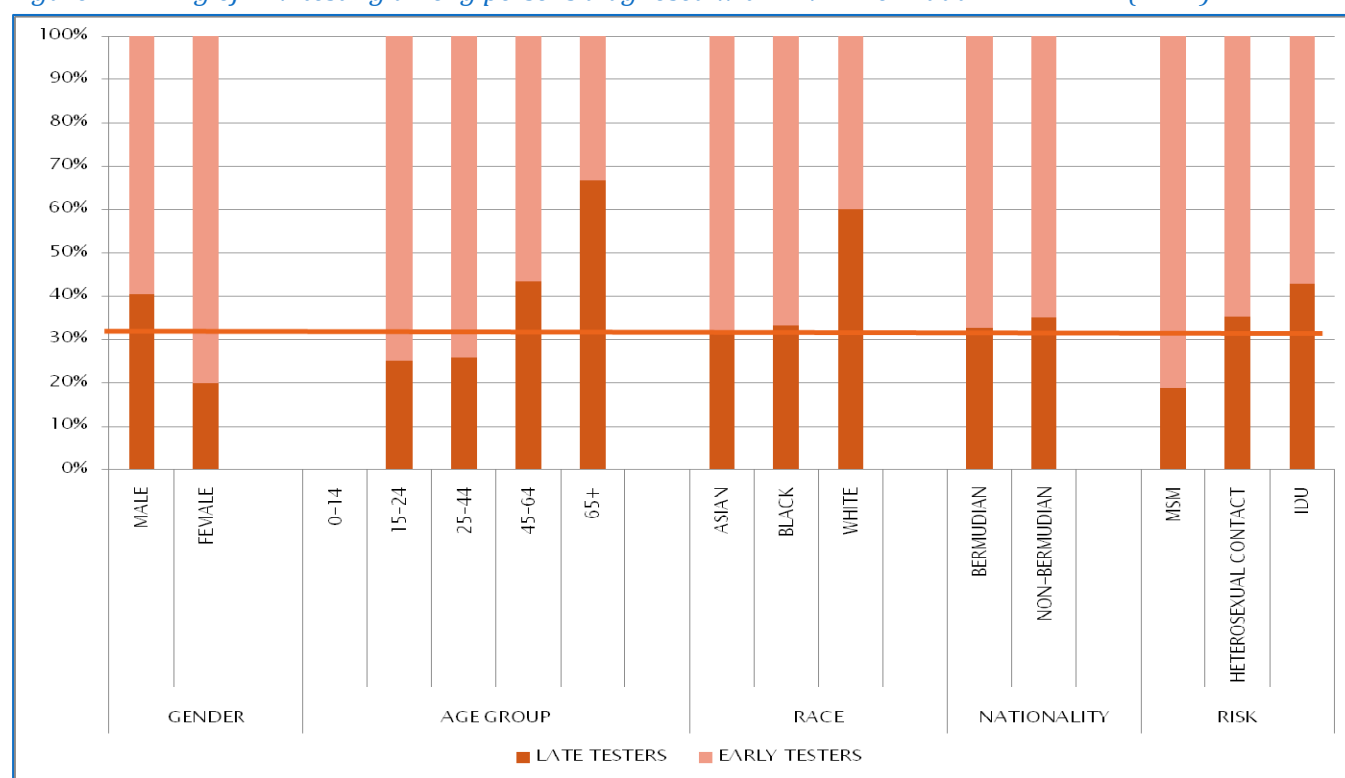
Table 4. Characteristics of HIV cases by race, age, gender and risk, Bermuda: 2010

	Black					White and Others					Total ¹
	0-24	25-44	45-64	65+	Subtotal	0-24	25-44	45-64	65+	Subtotal	
Males											
MSM	1	1	0	0	2	0	1	0	0	1	3
Heterosexual Contact	0	1	4	0	5	0	0	0	0	0	5
IDU	0	0	1	0	1	0	0	0	0	0	1
MTCT	0	0	0	0	0	0	0	0	0	0	0
Blood/Blood Products	0	0	0	0	0	0	0	0	0	0	0
Unspecified	0	0	0	0	0	0	0	0	0	0	0
Subtotal	1	2	5	0	8	0	1	0	0	1	9
Females											
Heterosexual Contact	0	1	0	0	1	0	1	0	0	1	2
IDU	0	0	0	0	0	0	0	0	0	0	0
MTCT	0	0	0	0	0	0	0	0	0	0	0
Blood/Blood Products	0	0	0	0	0	0	0	0	0	0	0
Unspecified	0	0	0	0	0	0	0	0	0	0	0
Subtotal	0	1	0	0	1	0	1	0	0	1	2
Total	1	3	5	0	9	0	2	0	0	2	11

¹Total includes unknown age

Persons diagnosed late in the course of HIV infection may be unknowingly transmitting infection. As such, it is important to determine the characteristics of these persons (Figure 4). Late testers have been defined as persons who were diagnosed with AIDS within 12 months of being diagnosed with HIV. Older persons, aged 45 years and older, were more likely to be late-testers than younger person. Males were more likely to test late than females and whites were more likely to test late that blacks and Asians. Men who have sex with men were more likely to test earlier in the disease progression than heterosexuals and injection drug users.

Figure 3. Timing of HIV-testing among persons diagnosed with HIV in Bermuda 2006-2010¹ (n=72)



¹The straight line shows the average i.e. during the period 2006-2010, 33% of those diagnosed were late testers.

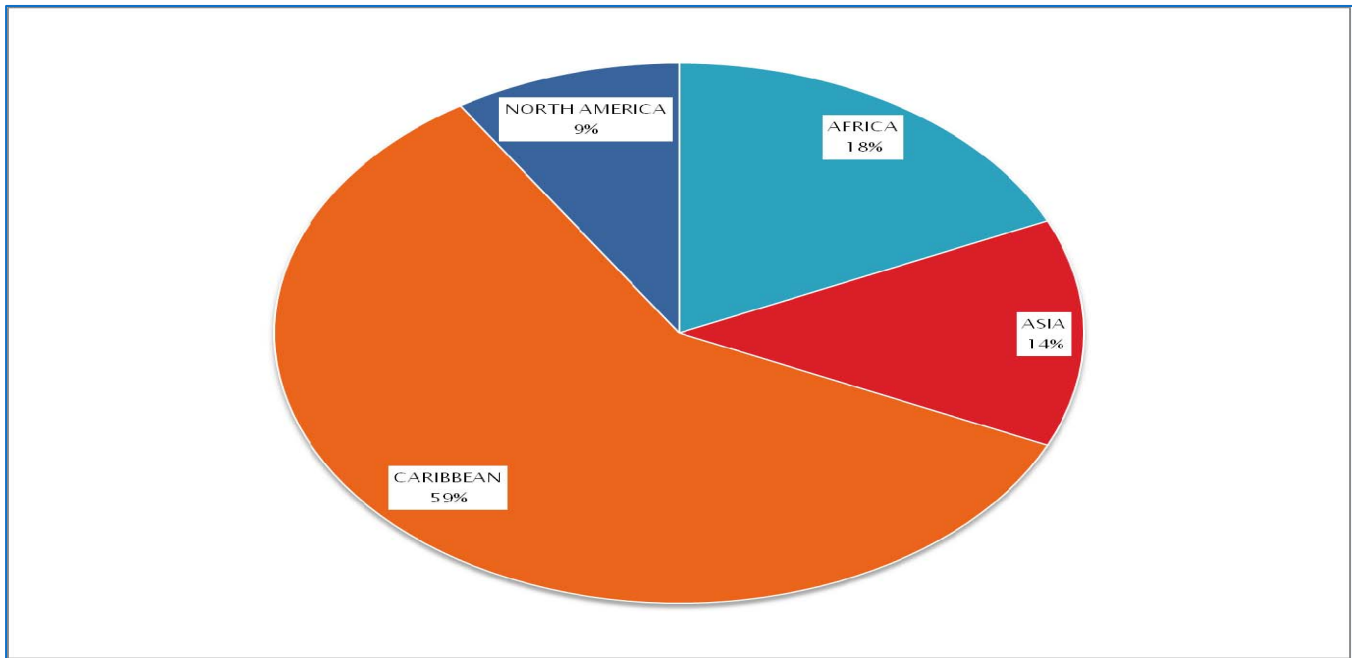
Increases in survival after diagnosis have been observed. While deaths have occurred in all persons diagnosed with HIV/AIDS from 1982-1984, there are persons diagnosed from 1985 onwards that are continuing to live with HIV/AIDS as of 31 December 2010. A number of these persons have been living with HIV for this period without progressing to AIDS, and a further number have been living with AIDS during this time period and have not died. The decline in the number of deaths, the increase in survival after diagnosis and the occurrence of new HIV diagnoses in Bermuda has resulted in an increased number of persons living with HIV/AIDS (PLWHA) (Table 5). Referring back to Figure 1, it can also be seen that the number of persons living with HIV/AIDS has steadily increased.

Table 5. Summary of HIV/AIDS cases and deaths, persons living with HIV/AIDS (PLWHA) and prevalence, Bermuda: 2006-2010

	2006	2007	2008	2009	2010
HIV	12	13	22	14	11
AIDS	8	7	7	10	6
DEATHS	5	6	7	11	4
PLWHA	263	270	285	288	295
PREVALENCE	0.41%	0.42%	0.45%	0.45%	0.46%

Recent years have also seen an increase in the number of non-Bermudians being diagnosed in Bermuda. The following graph shows the distribution of the regions of birth of the non-Bermudians who were diagnosed with HIV in Bermuda from 2006-2010.

Figure 4. Region of Birth¹ of Non-Bermudians diagnosed with HIV in Bermuda 2006-2010² (n=22)



¹Countries within regions include: Africa – South Africa, Tanzania, Zambia, Zimbabwe; Asia – Indonesia, Laos, Thailand; Caribbean – Jamaica, Trinidad and Tobago, Dominican Republic, St. Vincent and the Grenadines; North America – Canada.

²During this period there were also Bermudians reported as diagnosed in the United States; they are not included in this report.

This data was collected as part of the enhanced HIV surveillance implemented in 2006. This enhanced surveillance involved obtaining more information about the demographics and risk behaviours of newly infected individuals. The following graphs show some of the additional findings from this enhanced surveillance.

As with all self-reported data, and especially around measures of sexual behaviours, there are bound to be some biases such as recall bias, non-response bias and social desirability bias. For example, respondents may not be able to recall certain information, respondents may choose not to answer certain questions and respondents may under-report stigmatized behaviours and over-report “normal” behaviours to be in line with societal norms and expectations. Efforts have been taken to minimize these and other biases through the use of standardized questions and interview techniques.

With this in mind, it remains notable that the majority of respondents did not report many high risk behaviours (Figures 5 and 6). However, 3% of respondents reported engaging in commercial sex work (i.e. identified themselves as commercial sex workers) and 10% of respondents reported having sex with commercial sex workers (Figure 7). Note that a causal relationship cannot be determined in these instances and that all newly infected persons are informed of and must adhere to the Sexual Offences/Criminal Code Amendments Act 1992 under which it is a sexual assault for a person to knowingly commit a sexual act while suffering from a sexual disease (HIV/AIDS and Hepatitis B).

Information was also obtained on prior history of sexually transmitted infections, age at first intercourse, number of sexual partners and condom use. Demographic and socioeconomic information included educational attainment (level of schooling completed) and occupation group. The results of both of these indicate that HIV/AIDS affects all segments of the population.

Figure 5. Use and abuse of alcohol and other drugs as reported by persons diagnosed with HIV in Bermuda 2006-2010 (n=72)

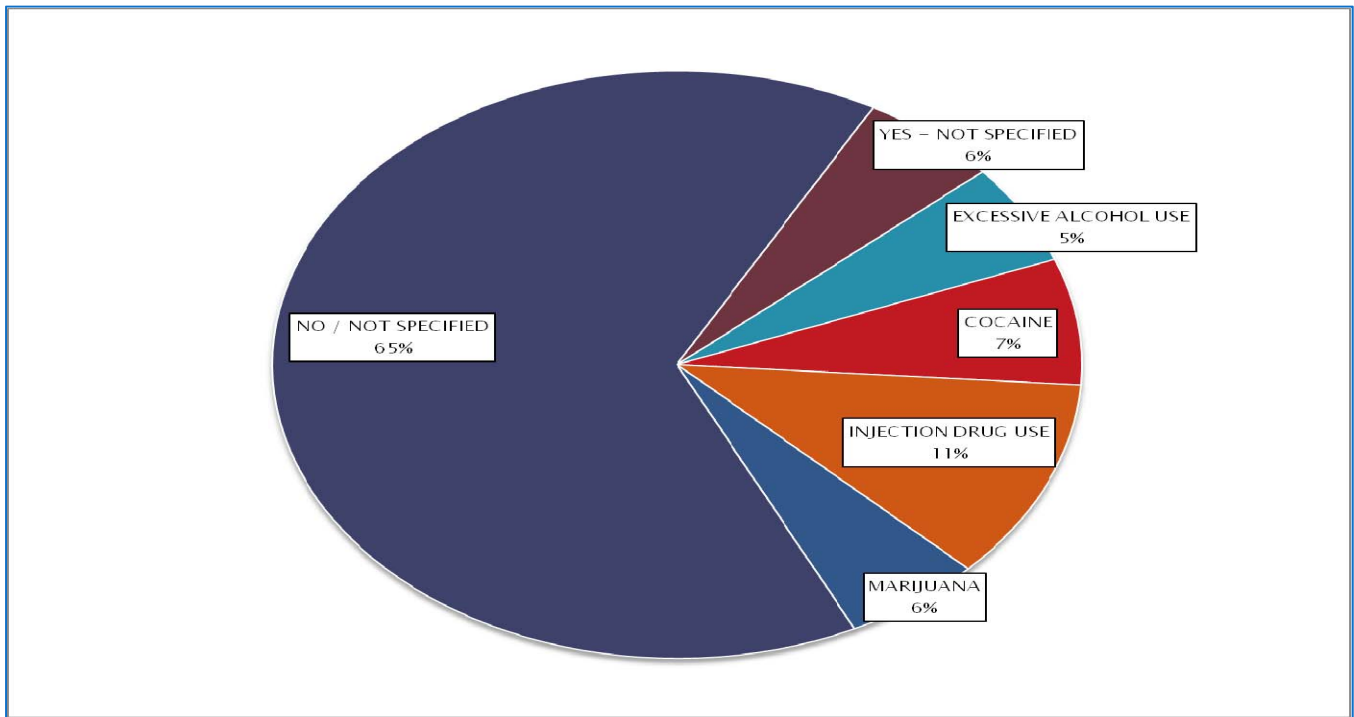


Figure 6. Additional risk factors as reported by persons diagnosed with HIV in Bermuda 2006-2010 (n=72)

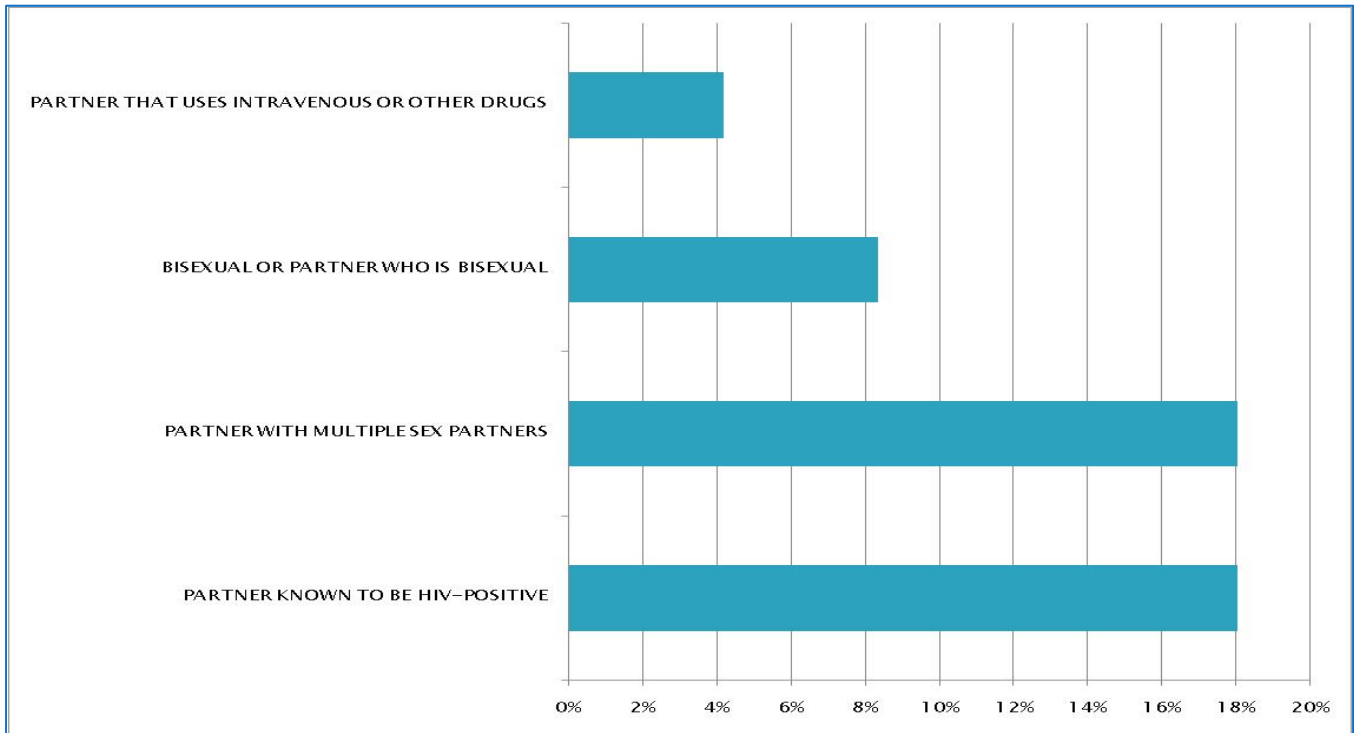
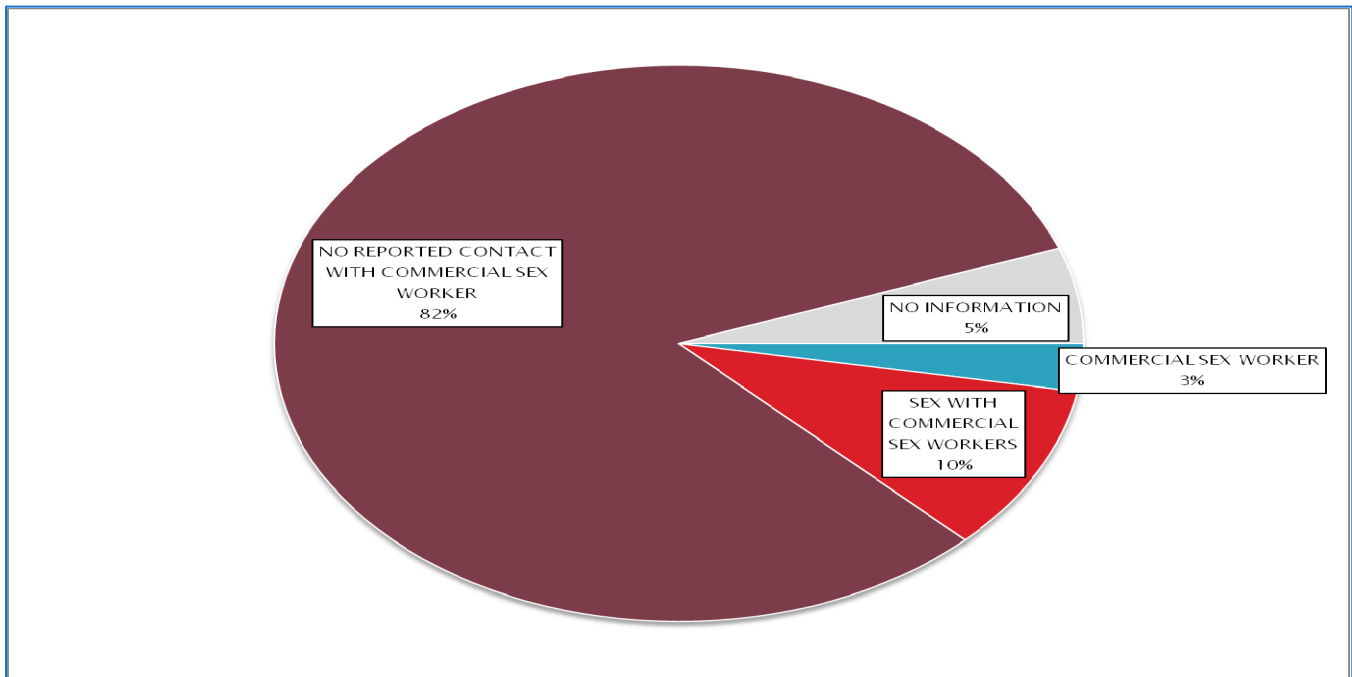


Figure 7. Contact with commercial sex workers¹ as reported by persons diagnosed with HIV in Bermuda 2006-2010 (n=72)



¹includes having a partner who has sex with commercial sex workers

Figure 8. Prior history of sexually transmitted infections as reported by persons diagnosed with HIV in Bermuda 2006-2010 (n=72)

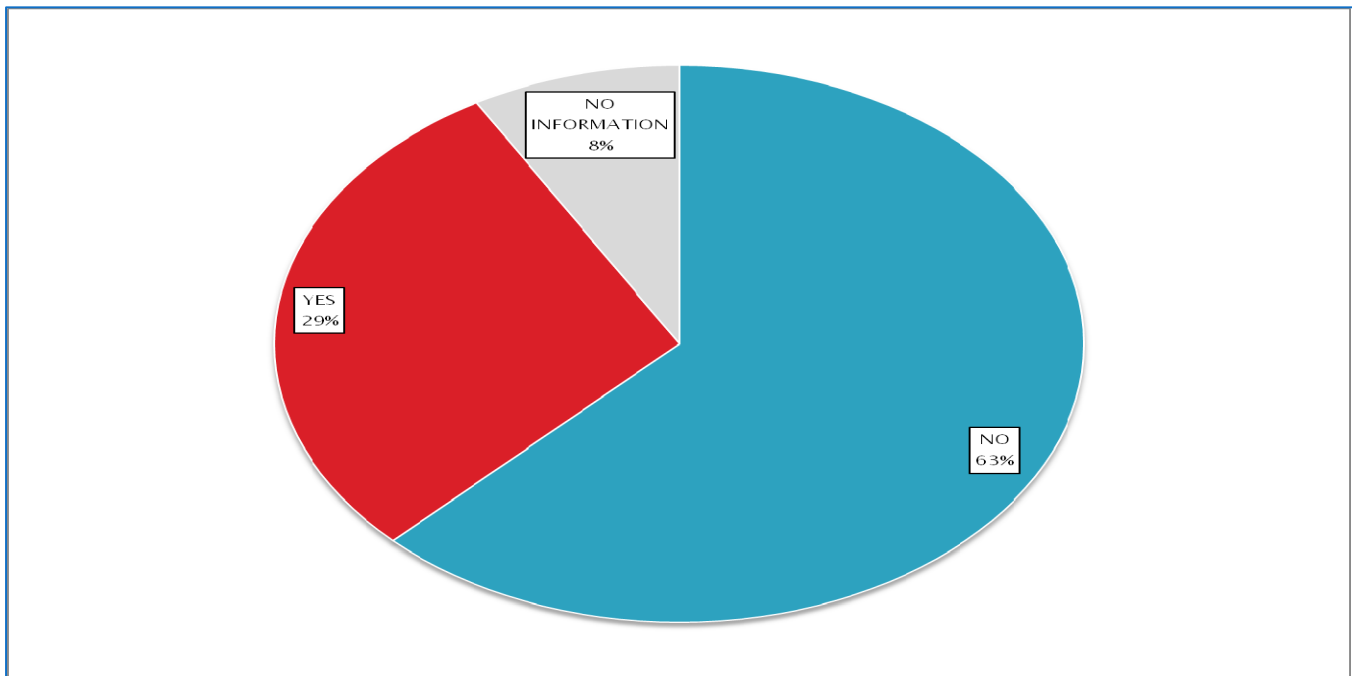


Figure 9. Age at first intercourse as reported by persons diagnosed with HIV in Bermuda 2006-2010 (n=72)

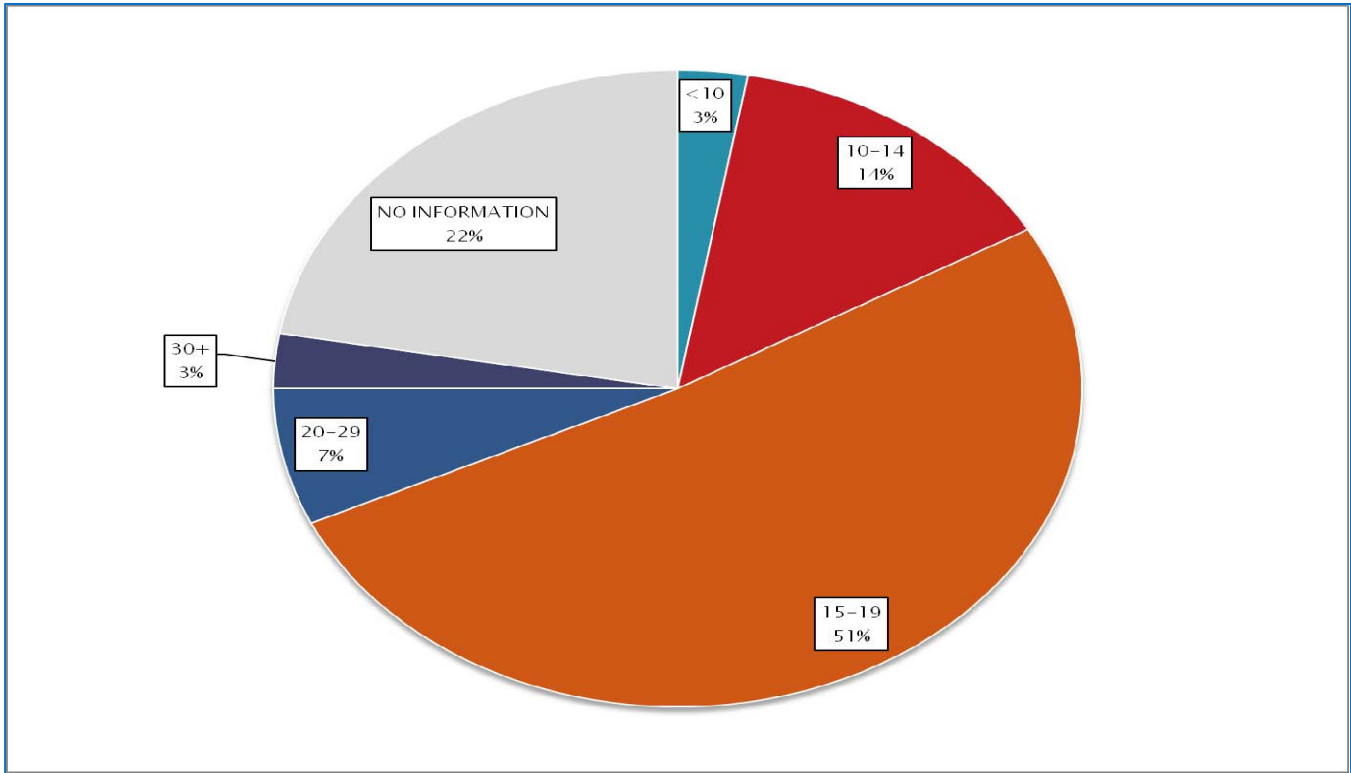


Figure 10. Number of partners in lifetime prior to HIV-diagnosis as reported by persons diagnosed with HIV in Bermuda 2006-2010 (n=72)

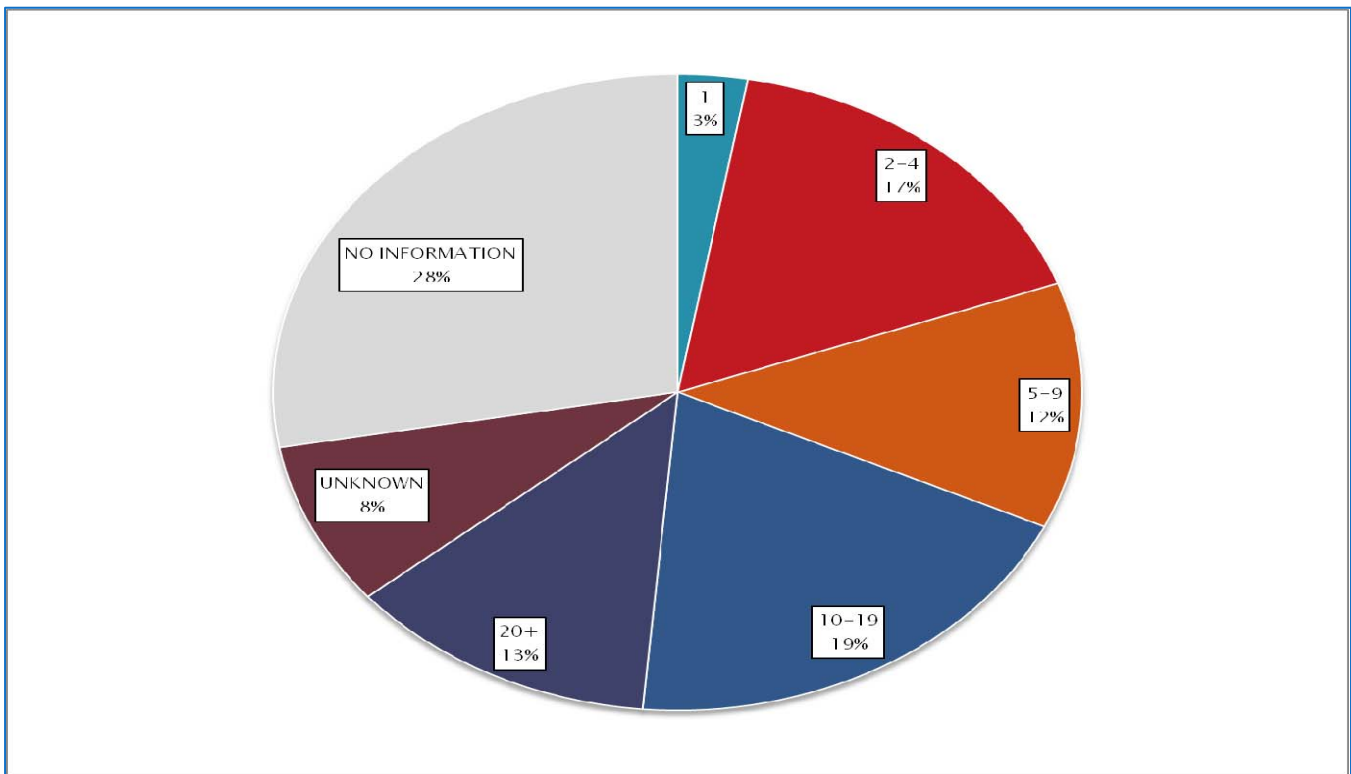


Figure 11. Condom use in 12 months prior to HIV-diagnosis as reported by persons diagnosed with HIV in Bermuda 2006-2010 (n=72)

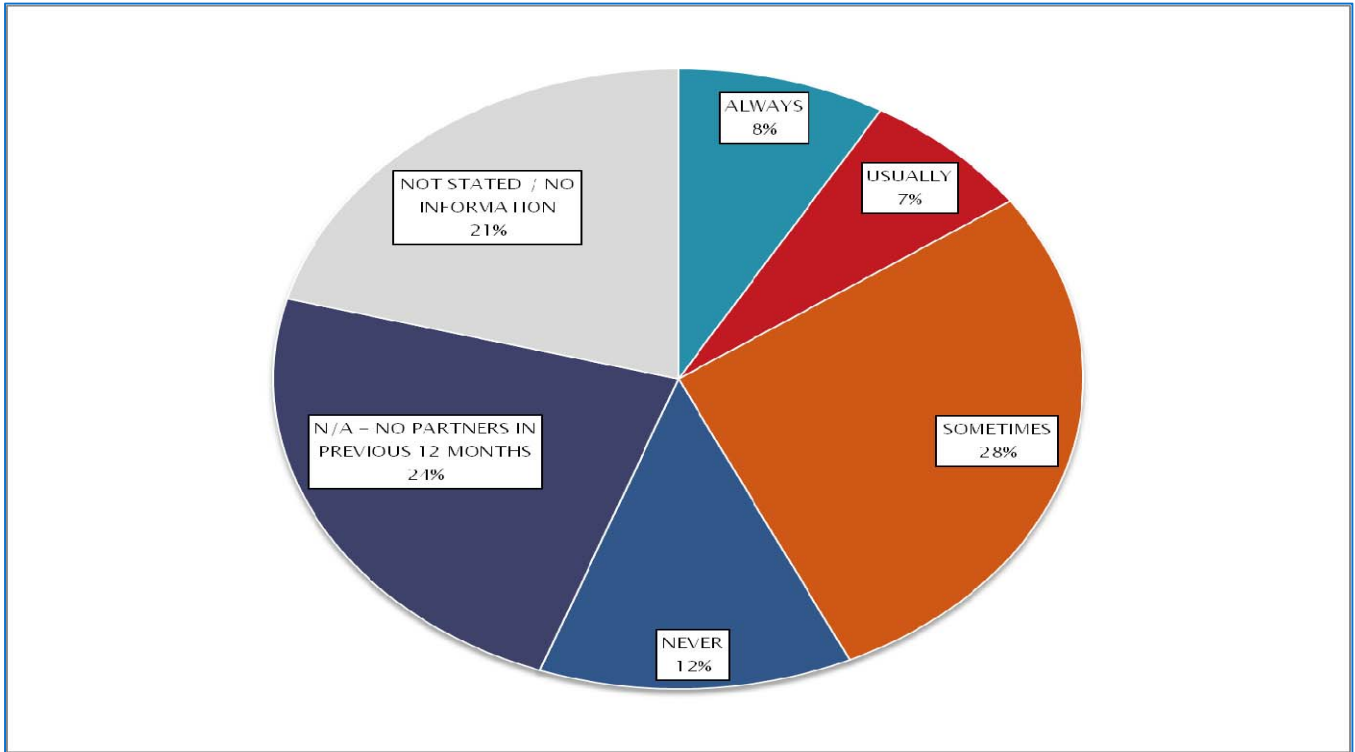


Figure 12. Number of sexual partners in 12 months prior to HIV-diagnosis as reported by persons diagnosed with HIV in Bermuda 2006-2010 (n=72)

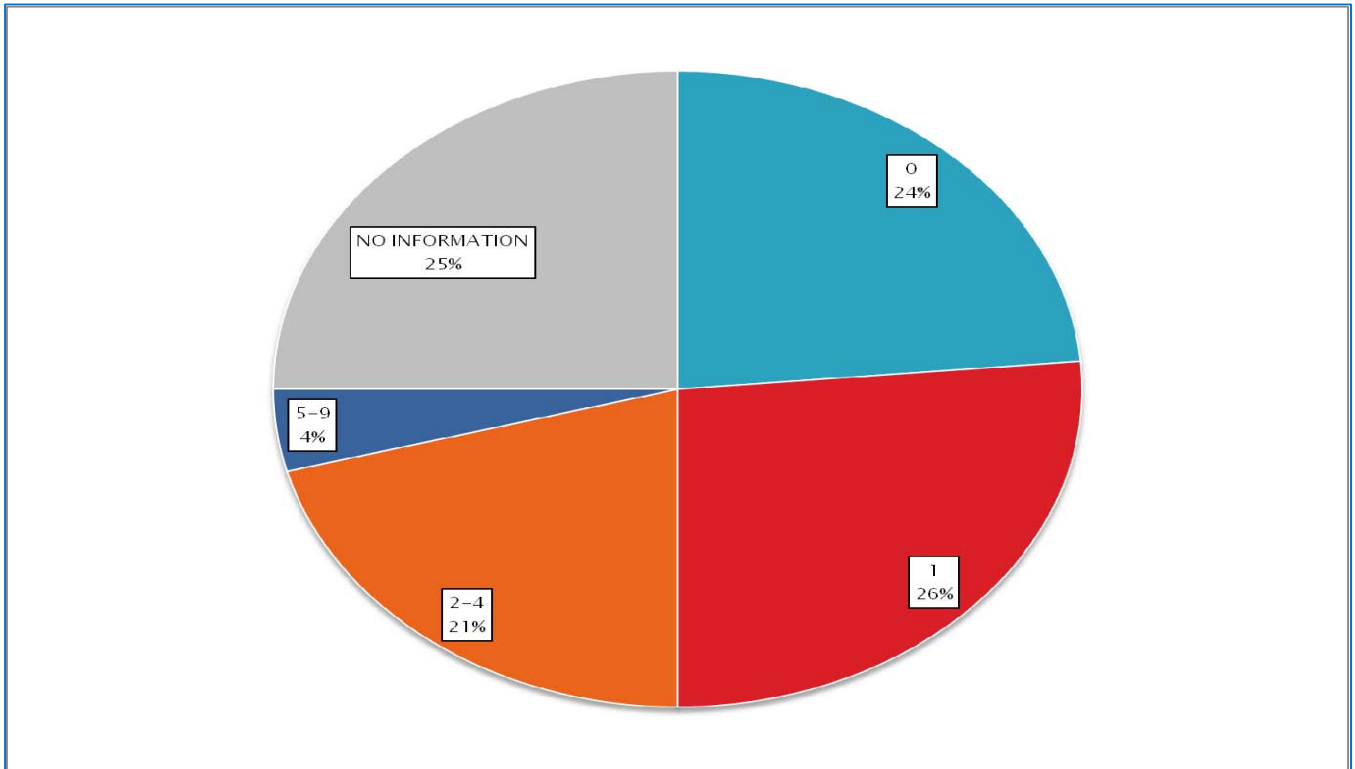


Figure 13. Educational attainment of persons diagnosed with HIV in Bermuda 2006-2010 (n=72)

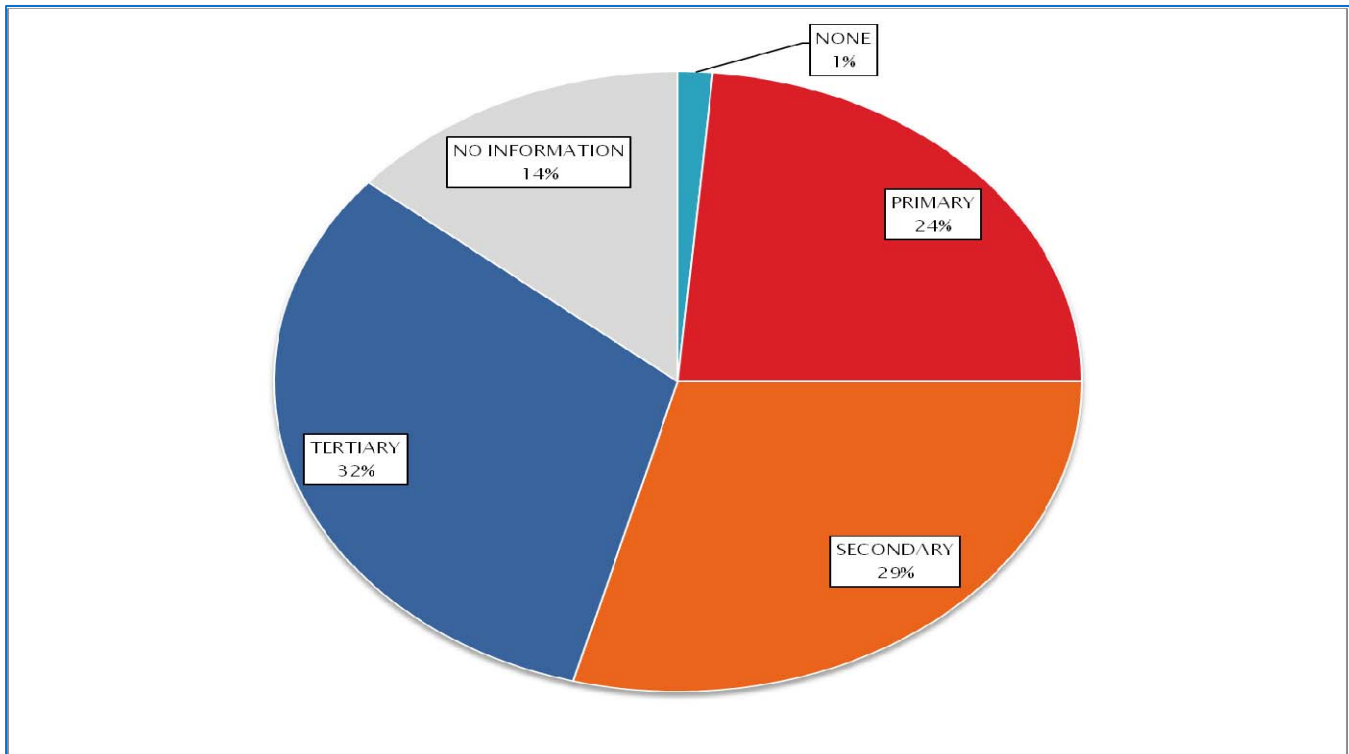
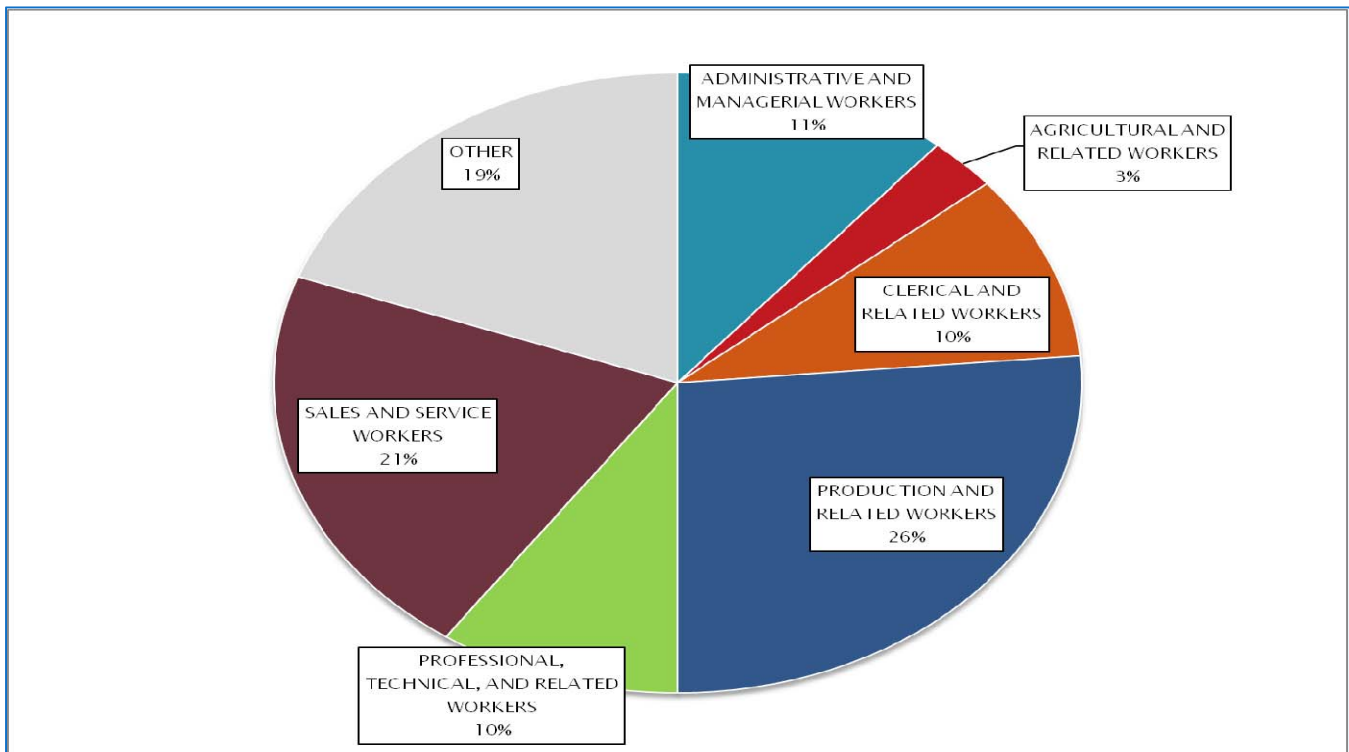


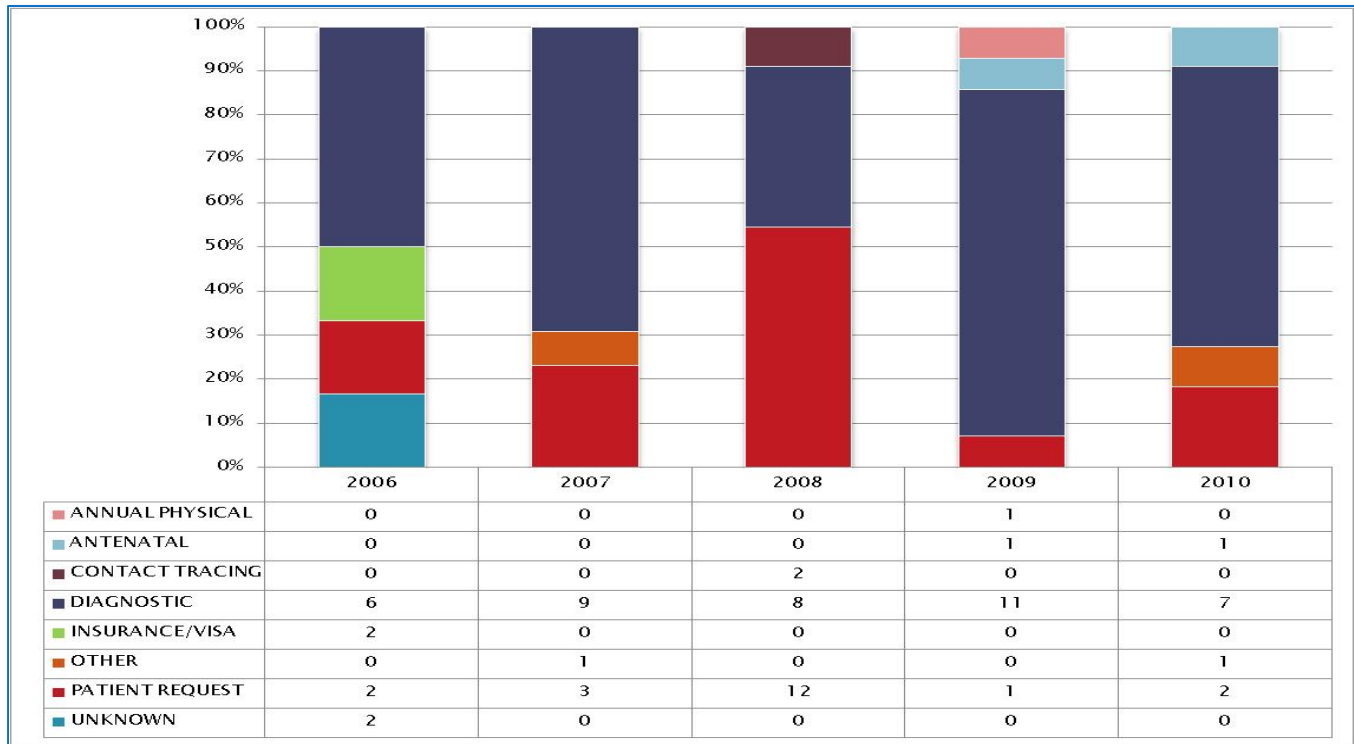
Figure 14. Occupational groups^{1,2} of persons diagnosed with HIV in Bermuda 2006-2010 (n=72)



¹As outlined in the Bermuda Standard Classification of Occupations available from the Department of Statistics

²Other includes homemakers, retirees, those unemployed and those unable to work due to cognitive or other disability

Figure 15. Reason for HIV-testing^{1,2} among persons diagnosed with HIV in Bermuda 2006-2010 (n=72)



¹ Diagnostic is indicated if the patient is symptomatic.

² The increase in patient requests for HIV testing in 2008 can be considered as evidence of the impact of the “know your status” campaign launched in that year.

There is much more to be said and done about the HIV/AIDS situation in Bermuda and having good quality data is just the beginning. Following are a series of detailed tables showing the annual data by age, gender and risk category in Bermuda from 1982 to 2010. These tables can also be used to direct prevention efforts and increase awareness in the general population.

Acknowledgement

The Epidemiology and Surveillance Unit would like to acknowledge the contribution of the numerous physicians, nurses and laboratory personnel who have assisted with HIV/AIDS surveillance. Publication of this report would not have been possible without their cooperation, hard work and dedication.

HIV Data Tables and Figures

YEAR	GENDER	AGE GROUP	MSM	HETEROSEXUAL CONTACT	IDU	MTCT	RISK BLOOD OR BLOOD PRODUCTS	UNSPECIFIED	TOTAL
1982									
MALE									
		0-14	0	0	0	0	0	0	0
		15-24	0	0	0	0	0	0	0
		25-44	0	0	0	0	0	0	0
		45-64	0	0	0	0	0	0	0
		65+	0	0	0	0	0	0	0
		UNKNOWN	0	0	0	0	0	0	0
		MALE SUBTOTAL	0	0	0	0	0	0	0
FEMALE									
		0-14	0	0	0	0	0	0	0
		15-24	0	0	0	0	0	0	0
		25-44	0	0	0	0	0	0	0
		45-64	0	0	0	0	0	0	0
		65+	0	0	0	0	0	0	0
		UNKNOWN	0	1	0	0	0	0	1
		FEMALE SUBTOTAL	0	1	0	0	0	0	1
1982 Total			0	1	0	0	0	0	1
1983									
MALE									
		0-14	0	0	0	0	0	0	0
		15-24	0	0	0	0	0	0	0
		25-44	0	0	3	0	0	0	3
		45-64	0	0	0	0	0	0	0
		65+	0	0	0	0	0	0	0
		UNKNOWN	0	0	0	0	0	0	0
		MALE SUBTOTAL	0	0	3	0	0	0	3
FEMALE									
		0-14	0	0	0	0	0	0	0
		15-24	0	1	0	0	0	0	1
		25-44	0	0	0	0	0	0	0
		45-64	0	0	0	0	0	0	0
		65+	0	0	0	0	0	0	0
		UNKNOWN	0	0	0	0	0	0	0
		FEMALE SUBTOTAL	0	1	0	0	0	0	1
1983 Total			0	1	3	0	0	0	4

YEAR	GENDER	AGE GROUP	MSM	HETEROSEXUAL CONTACT	IDU	MTCT	RISK BLOOD OR BLOOD PRODUCTS	UNSPECIFIED	TOTAL
1984									
MALE									
		0-14	0	0	0	0	0	0	0
		15-24	1	0	0	0	0	0	1
		25-44	0	0	6	0	0	0	6
		45-64	0	0	0	0	0	0	0
		65+	0	0	0	0	0	0	0
		UNKNOWN	0	0	0	0	0	0	0
		MALE SUBTOTAL	1	0	6	0	0	0	7
FEMALE									
		0-14	0	0	0	0	0	0	0
		15-24	0	0	0	0	0	0	0
		25-44	0	0	1	0	0	0	1
		45-64	0	0	0	0	0	0	0
		65+	0	0	0	0	0	0	0
		UNKNOWN	0	0	0	0	0	0	0
		FEMALE SUBTOTAL	0	0	1	0	0	0	1
1984 Total			1	0	7	0	0	0	8
1985									
MALE									
		0-14	0	0	0	1	0	0	1
		15-24	1	0	0	0	0	0	1
		25-44	3	2	31	0	0	0	36
		45-64	1	0	0	0	0	0	1
		65+	0	0	0	0	0	0	0
		UNKNOWN	0	0	1	0	0	0	1
		MALE SUBTOTAL	5	2	32	1	0	0	40
FEMALE									
		0-14	0	0	0	1	0	0	1
		15-24	0	2	1	0	0	0	3
		25-44	0	0	4	0	0	0	4
		45-64	0	0	0	0	0	0	0
		65+	0	0	0	0	0	0	0
		UNKNOWN	0	0	0	0	0	0	0
		FEMALE SUBTOTAL	0	2	5	1	0	0	8
1985 Total			5	4	37	2	0	0	48

YEAR	GENDER	AGE GROUP	MSM	HETEROSEXUAL CONTACT	IDU	MTCT	RISK BLOOD OR BLOOD PRODUCTS	UNSPECIFIED	TOTAL
1986									
MALE									
		0-14	0	0	0	0	0	0	0
		15-24	3	0	3	0	1	0	7
		25-44	11	0	29	0	0	0	40
		45-64	2	0	1	0	0	0	3
		65+	0	0	0	0	0	0	0
		UNKNOWN	0	0	1	0	0	0	1
		MALE SUBTOTAL	16	0	34	0	1	0	51
FEMALE									
		0-14	0	0	0	1	0	0	1
		15-24	0	1	1	0	0	0	2
		25-44	0	4	2	0	0	0	6
		45-64	0	0	0	0	0	0	0
		65+	0	0	0	0	0	0	0
		UNKNOWN	0	0	0	0	0	0	0
		FEMALE SUBTOTAL	0	5	3	1	0	0	9
1986 Total			16	5	37	1	1	0	60
1987									
MALE									
		0-14	0	0	0	0	0	0	0
		15-24	2	0	0	0	0	0	2
		25-44	16	3	23	0	1	1	44
		45-64	2	0	1	0	0	1	4
		65+	1	0	0	0	0	0	1
		UNKNOWN	0	0	0	0	0	0	0
		MALE SUBTOTAL	21	3	24	0	1	2	51
FEMALE									
		0-14	0	0	0	0	0	0	0
		15-24	0	0	0	0	0	0	0
		25-44	0	9	1	0	0	0	10
		45-64	0	3	0	0	0	0	3
		65+	0	0	0	0	0	0	0
		UNKNOWN	0	0	0	0	0	0	0
		FEMALE SUBTOTAL	0	12	1	0	0	0	13
1987 Total			21	15	25	0	1	2	64

YEAR	GENDER	AGE GROUP	MSM	HETEROSEXUAL CONTACT	IDU	MTCT	RISK BLOOD OR BLOOD PRODUCTS	UNSPECIFIED	TOTAL
1988									
MALE									
		0-14	0	0	0	0	0	0	0
		15-24	0	0	1	0	0	1	2
		25-44	7	3	23	0	0	2	35
		45-64	6	0	1	0	0	0	7
		65+	0	0	0	0	0	0	0
		UNKNOWN	0	0	1	0	0	0	1
		MALE SUBTOTAL	13	3	26	0	0	3	45
FEMALE									
		0-14	0	0	0	1	0	0	1
		15-24	0	0	0	0	1	0	1
		25-44	0	10	1	0	1	0	12
		45-64	0	1	0	0	0	0	1
		65+	0	0	0	0	0	0	0
		UNKNOWN	0	0	0	0	0	0	0
		FEMALE SUBTOTAL	0	11	1	1	2	0	15
1988 Total			13	14	27	1	2	3	60
1989									
MALE									
		0-14	0	0	0	0	0	0	0
		15-24	2	1	0	0	0	0	3
		25-44	12	2	18	0	0	0	32
		45-64	2	0	1	0	0	1	4
		65+	0	0	0	0	0	0	0
		UNKNOWN	0	0	0	0	0	0	0
		MALE SUBTOTAL	16	3	19	0	0	1	39
FEMALE									
		0-14	0	0	0	0	0	0	0
		15-24	0	3	0	0	0	0	3
		25-44	0	5	1	0	0	0	6
		45-64	0	0	0	0	0	0	0
		65+	0	0	0	0	0	0	0
		UNKNOWN	0	0	0	0	0	0	0
		FEMALE SUBTOTAL	0	8	1	0	0	0	9
1989 Total			16	11	20	0	0	1	48

YEAR	GENDER	AGE GROUP	MSM	HETEROSEXUAL CONTACT	IDU	MTCT	RISK BLOOD OR BLOOD PRODUCTS	UNSPECIFIED	TOTAL
1990									
MALE									
		0-14	0	0	0	0	0	0	0
		15-24	0	0	1	0	0	0	1
		25-44	6	2	9	0	1	0	18
		45-64	4	0	0	0	0	1	5
		65+	0	0	0	0	0	0	0
		UNKNOWN	0	0	0	0	0	0	0
		MALE SUBTOTAL	10	2	10	0	1	1	24
FEMALE									
		0-14	0	0	0	0	0	0	0
		15-24	0	2	0	0	0	0	2
		25-44	0	12	1	0	1	1	15
		45-64	0	1	0	0	0	0	1
		65+	0	0	0	0	0	0	0
		UNKNOWN	0	0	0	0	0	0	0
		FEMALE SUBTOTAL	0	15	1	0	1	1	18
1990 Total			10	17	11	0	2	2	42
1991									
MALE									
		0-14	0	0	0	0	0	0	0
		15-24	1	0	0	0	0	0	1
		25-44	8	3	0	0	0	1	12
		45-64	5	0	1	0	0	0	6
		65+	0	0	0	0	1	0	1
		UNKNOWN	0	0	0	0	0	0	0
		MALE SUBTOTAL	14	3	1	0	1	1	20
FEMALE									
		0-14	0	0	0	0	0	0	0
		15-24	0	0	0	0	1	0	1
		25-44	0	3	0	0	0	0	3
		45-64	0	1	0	0	1	0	2
		65+	0	0	0	0	0	0	0
		UNKNOWN	0	0	0	0	0	0	0
		FEMALE SUBTOTAL	0	4	0	0	2	0	6
1991 Total			14	7	1	0	3	1	26

YEAR	GENDER	AGE GROUP	MSM	HETEROSEXUAL CONTACT	IDU	MTCT	RISK BLOOD OR BLOOD PRODUCTS	UNSPECIFIED	TOTAL
1992									
MALE									
		0-14	0	0	0	1	0	0	1
		15-24	1	0	0	0	0	0	1
		25-44	12	1	7	0	0	0	20
		45-64	3	0	1	0	0	0	4
		65+	1	0	0	0	0	0	1
		UNKNOWN	0	0	0	0	0	0	0
		MALE SUBTOTAL	17	1	8	1	0	0	27
FEMALE									
		0-14	0	0	0	0	0	0	0
		15-24	0	2	0	0	0	0	2
		25-44	0	6	0	0	1	0	7
		45-64	0	2	0	0	0	0	2
		65+	0	0	0	0	0	0	0
		UNKNOWN	0	0	0	0	0	0	0
		FEMALE SUBTOTAL	0	10	0	0	1	0	11
1992 Total			17	11	8	1	1	0	38
1993									
MALE									
		0-14	0	0	0	0	0	0	0
		15-24	1	0	0	0	0	0	1
		25-44	7	4	9	0	0	1	21
		45-64	1	1	1	0	0	0	3
		65+	0	0	0	0	0	0	0
		UNKNOWN	0	0	1	0	0	0	1
		MALE SUBTOTAL	9	5	11	0	0	1	26
FEMALE									
		0-14	0	0	0	0	0	0	0
		15-24	0	0	0	0	0	0	0
		25-44	0	10	0	0	0	0	10
		45-64	0	0	0	0	0	0	0
		65+	0	0	0	0	0	0	0
		UNKNOWN	0	0	0	0	0	0	0
		FEMALE SUBTOTAL	0	10	0	0	0	0	10
1993 Total			9	15	11	0	0	1	36

YEAR	GENDER	AGE GROUP	MSM	HETEROSEXUAL CONTACT	IDU	MTCT	RISK BLOOD OR BLOOD PRODUCTS	UNSPECIFIED	TOTAL
1994									
MALE									
		0-14	0	0	0	0	0	0	0
		15-24	1	0	0	0	0	0	1
		25-44	8	1	5	0	0	2	16
		45-64	6	1	0	0	0	1	8
		65+	0	0	0	0	0	0	0
		UNKNOWN	1	0	0	0	0	0	1
		MALE SUBTOTAL	16	2	5	0	0	3	26
FEMALE									
		0-14	0	0	0	0	0	0	0
		15-24	0	0	0	0	0	0	0
		25-44	0	6	0	0	0	0	6
		45-64	0	3	0	0	0	0	3
		65+	0	0	0	0	0	0	0
		UNKNOWN	0	0	0	0	0	0	0
		FEMALE SUBTOTAL	0	9	0	0	0	0	9
1994 Total			16	11	5	0	0	3	35
1995									
MALE									
		0-14	0	0	0	0	0	0	0
		15-24	0	0	0	0	0	0	0
		25-44	6	0	0	0	0	1	7
		45-64	3	0	4	0	0	1	8
		65+	0	0	0	0	0	0	0
		UNKNOWN	0	0	0	0	0	0	0
		MALE SUBTOTAL	9	0	4	0	0	2	15
FEMALE									
		0-14	0	0	0	0	0	0	0
		15-24	0	1	0	0	0	0	1
		25-44	0	7	0	0	0	0	7
		45-64	0	2	0	0	0	0	2
		65+	0	0	0	0	0	0	0
		UNKNOWN	0	0	0	0	1	0	1
		FEMALE SUBTOTAL	0	10	0	0	1	0	11
1995 Total			9	10	4	0	1	2	26

YEAR	GENDER	AGE GROUP	MSM	HETEROSEXUAL CONTACT	IDU	MTCT	RISK BLOOD OR BLOOD PRODUCTS	UNSPECIFIED	TOTAL
1996									
MALE									
		0-14	0	0	0	1	0	0	1
		15-24	0	0	0	0	0	0	0
		25-44	3	5	3	0	0	1	12
		45-64	1	1	0	0	0	0	2
		65+	0	0	0	0	0	0	0
		UNKNOWN	1	0	0	0	0	1	2
		MALE SUBTOTAL	5	6	3	1	0	2	17
FEMALE									
		0-14	0	0	0	1	0	0	1
		15-24	0	0	0	0	0	0	0
		25-44	0	3	0	0	0	0	3
		45-64	0	1	0	0	0	0	1
		65+	0	0	0	0	0	0	0
		UNKNOWN	0	0	0	0	0	0	0
		FEMALE SUBTOTAL	0	4	0	1	0	0	5
1996 Total			5	10	3	2	0	2	22
1997									
MALE									
		0-14	0	0	0	0	0	0	0
		15-24	1	0	0	0	0	0	1
		25-44	2	0	6	0	0	2	10
		45-64	2	0	0	0	0	1	3
		65+	0	0	0	0	0	0	0
		UNKNOWN	0	0	0	0	0	0	0
		MALE SUBTOTAL	5	0	6	0	0	3	14
FEMALE									
		0-14	0	0	0	0	0	0	0
		15-24	0	0	0	0	0	0	0
		25-44	0	7	0	0	0	0	7
		45-64	0	3	0	0	0	0	3
		65+	0	0	0	0	0	0	0
		UNKNOWN	0	1	0	0	0	0	1
		FEMALE SUBTOTAL	0	11	0	0	0	0	11
1997 Total			5	11	6	0	0	3	25

YEAR	GENDER	AGE GROUP	MSM	HETEROSEXUAL CONTACT	IDU	MTCT	RISK BLOOD OR BLOOD PRODUCTS	UNSPECIFIED	TOTAL
1998									
MALE									
		0-14	0	0	0	0	0	0	0
		15-24	0	0	0	0	0	0	0
		25-44	5	5	1	0	0	2	13
		45-64	2	0	1	0	0	0	3
		65+	2	0	0	0	0	0	2
		UNKNOWN	1	0	0	0	0	1	2
		MALE SUBTOTAL	10	5	2	0	0	3	20
FEMALE									
		0-14	0	0	0	0	0	0	0
		15-24	0	0	0	0	0	0	0
		25-44	0	4	0	0	0	0	4
		45-64	0	1	0	0	1	0	2
		65+	0	0	0	0	0	0	0
		UNKNOWN	0	0	0	0	0	1	1
		FEMALE SUBTOTAL	0	5	0	0	1	1	7
1998 Total			10	10	2	0	1	4	27
1999									
MALE									
		0-14	0	0	0	0	0	0	0
		15-24	0	1	0	0	0	0	1
		25-44	2	2	2	0	0	1	7
		45-64	0	0	2	0	0	0	2
		65+	1	0	0	0	0	0	1
		UNKNOWN	0	0	1	0	0	1	2
		MALE SUBTOTAL	3	3	5	0	0	2	13
FEMALE									
		0-14	0	0	0	0	0	0	0
		15-24	0	1	0	0	0	0	1
		25-44	0	1	0	0	0	0	1
		45-64	0	1	0	0	0	0	1
		65+	0	0	0	0	0	0	0
		UNKNOWN	0	0	0	0	0	0	0
		FEMALE SUBTOTAL	0	3	0	0	0	0	3
1999 Total			3	6	5	0	0	2	16

YEAR	GENDER	AGE GROUP	MSM	HETEROSEXUAL CONTACT	IDU	MTCT	RISK BLOOD OR BLOOD PRODUCTS	UNSPECIFIED	TOTAL
2000									
MALE									
		0-14	0	0	0	0	0	0	0
		15-24	0	0	0	0	0	0	0
		25-44	1	3	0	0	0	2	6
		45-64	4	1	2	0	0	0	7
		65+	0	0	0	0	0	0	0
		UNKNOWN	0	0	0	0	0	0	0
		MALE SUBTOTAL	5	4	2	0	0	2	13
FEMALE									
		0-14	0	0	0	0	0	0	0
		15-24	0	0	0	0	0	0	0
		25-44	0	0	0	0	0	0	0
		45-64	0	0	0	0	0	1	1
		65+	0	1	0	0	0	0	1
		UNKNOWN	0	0	0	0	0	0	0
		FEMALE SUBTOTAL	0	1	0	0	0	1	2
2000 Total			5	5	2	0	0	3	15
2001									
MALE									
		0-14	0	0	0	0	0	0	0
		15-24	0	0	0	0	0	0	0
		25-44	6	3	0	0	0	0	9
		45-64	2	0	1	0	0	0	3
		65+	1	0	0	0	0	0	1
		UNKNOWN	0	0	0	0	0	0	0
		MALE SUBTOTAL	9	3	1	0	0	0	13
FEMALE									
		0-14	0	0	0	0	0	0	0
		15-24	0	0	0	0	0	0	0
		25-44	0	1	0	0	0	0	1
		45-64	0	1	0	0	0	0	1
		65+	0	0	0	0	0	0	0
		UNKNOWN	0	0	0	0	0	0	0
		FEMALE SUBTOTAL	0	2	0	0	0	0	2
2001 Total			9	5	1	0	0	0	15

YEAR	GENDER	AGE GROUP	MSM	HETEROSEXUAL CONTACT	IDU	MTCT	RISK BLOOD OR BLOOD PRODUCTS	UNSPECIFIED	TOTAL
2002									
MALE									
		0-14	0	0	0	0	0	0	0
		15-24	1	0	0	0	0	0	1
		25-44	2	0	0	0	0	0	2
		45-64	1	1	3	0	0	0	5
		65+	0	0	0	0	0	0	0
		UNKNOWN	0	0	0	0	0	0	0
		MALE SUBTOTAL	4	1	3	0	0	0	8
FEMALE									
		0-14	0	0	0	0	0	0	0
		15-24	0	0	0	0	0	0	0
		25-44	0	0	0	0	0	0	0
		45-64	0	0	0	0	0	0	0
		65+	0	0	0	0	0	0	0
		UNKNOWN	0	0	0	0	0	0	0
		FEMALE SUBTOTAL	0	0	0	0	0	0	0
2002 Total			4	1	3	0	0	0	8
2003									
MALE									
		0-14	0	0	0	0	0	0	0
		15-24	0	0	0	0	0	0	0
		25-44	2	1	0	0	0	0	3
		45-64	0	1	2	0	0	0	3
		65+	0	0	0	0	0	0	0
		UNKNOWN	0	0	0	0	0	0	0
		MALE SUBTOTAL	2	2	2	0	0	0	6
FEMALE									
		0-14	0	0	0	0	0	0	0
		15-24	0	1	0	0	0	0	1
		25-44	0	2	0	0	0	0	2
		45-64	0	1	0	0	0	0	1
		65+	0	0	0	0	0	0	0
		UNKNOWN	0	0	0	0	0	0	0
		FEMALE SUBTOTAL	0	4	0	0	0	0	4
2003 Total			2	6	2	0	0	0	10

YEAR	GENDER	AGE GROUP	MSM	HETEROSEXUAL CONTACT	IDU	MTCT	RISK BLOOD OR BLOOD PRODUCTS	UNSPECIFIED	TOTAL
2004									
MALE									
		0-14	0	0	0	0	0	0	0
		15-24	0	0	0	0	0	0	0
		25-44	5	0	0	0	0	0	5
		45-64	0	1	2	0	0	0	3
		65+	0	2	0	0	0	0	2
		UNKNOWN	0	0	0	0	0	0	0
		MALE SUBTOTAL	5	3	2	0	0	0	10
FEMALE									
		0-14	0	0	0	0	0	0	0
		15-24	0	1	0	0	0	0	1
		25-44	0	0	0	0	0	0	0
		45-64	0	0	0	0	0	0	0
		65+	0	0	0	0	0	0	0
		UNKNOWN	0	0	0	0	0	0	0
		FEMALE SUBTOTAL	0	1	0	0	0	0	1
2004 Total			5	4	2	0	0	0	11
2005									
MALE									
		0-14	0	0	0	0	0	0	0
		15-24	1	0	0	0	0	0	1
		25-44	1	4	0	0	0	1	6
		45-64	2	0	0	0	0	0	2
		65+	0	0	0	0	0	0	0
		UNKNOWN	0	0	0	0	0	0	0
		MALE SUBTOTAL	4	4	0	0	0	1	9
FEMALE									
		0-14	0	0	0	0	0	0	0
		15-24	0	0	0	0	0	0	0
		25-44	0	0	1	0	0	0	1
		45-64	0	0	0	0	0	0	0
		65+	0	0	0	0	0	0	0
		UNKNOWN	0	0	0	0	0	0	0
		FEMALE SUBTOTAL	0	0	1	0	0	0	1
2005 Total			4	4	1	0	0	1	10

YEAR	GENDER	AGE GROUP	MSM	HETEROSEXUAL CONTACT	IDU	MTCT	RISK BLOOD OR BLOOD PRODUCTS	UNSPECIFIED	TOTAL
2006									
MALE									
		0-14	0	0	0	0	0	0	0
		15-24	0	0	0	0	0	0	0
		25-44	1	3	1	0	0	0	5
		45-64	0	2	2	0	0	0	4
		65+	0	1	0	0	0	0	1
		UNKNOWN	0	0	0	0	0	0	0
		MALE SUBTOTAL	1	6	3	0	0	0	10
FEMALE									
		0-14	0	0	0	0	0	0	0
		15-24	0	0	0	0	0	0	0
		25-44	0	1	0	0	0	0	1
		45-64	0	1	0	0	0	0	1
		65+	0	0	0	0	0	0	0
		UNKNOWN	0	0	0	0	0	0	0
		FEMALE SUBTOTAL	0	2	0	0	0	0	2
2006 Total			1	8	3	0	0	0	12
2007									
MALE									
		0-14	0	0	0	0	0	0	0
		15-24	1	0	0	0	0	0	1
		25-44	1	3	0	0	0	0	4
		45-64	0	1	0	0	0	1	2
		65+	0	0	0	0	0	0	0
		UNKNOWN	0	0	0	0	0	0	0
		MALE SUBTOTAL	2	4	0	0	0	1	7
FEMALE									
		0-14	0	0	0	0	0	0	0
		15-24	0	0	0	0	0	0	0
		25-44	0	0	1	0	0	0	1
		45-64	0	5	0	0	0	0	5
		65+	0	0	0	0	0	0	0
		UNKNOWN	0	0	0	0	0	0	0
		FEMALE SUBTOTAL	0	5	1	0	0	0	6
2007 Total			2	9	1	0	0	1	13

YEAR	GENDER	AGE GROUP	MSM	HETEROSEXUAL CONTACT	IDU	MTCT	RISK BLOOD OR BLOOD PRODUCTS	UNSPECIFIED	TOTAL
2008									
MALE									
		0-14	0	0	0	0	0	0	0
		15-24	1	0	0	0	0	0	1
		25-44	2	6	0	0	0	0	8
		45-64	2	2	0	0	0	0	4
		65+	0	0	0	0	0	0	0
		UNKNOWN	0	0	0	0	0	0	0
		MALE SUBTOTAL	5	8	0	0	0	0	13
FEMALE									
		0-14	0	0	0	0	0	0	0
		15-24	0	0	0	0	0	0	0
		25-44	0	4	1	0	0	0	5
		45-64	0	3	0	0	0	0	3
		65+	0	1	0	0	0	0	1
		UNKNOWN	0	0	0	0	0	0	0
		FEMALE SUBTOTAL	0	8	1	0	0	0	9
2008 Total			5	16	1	0	0	0	22
2009									
MALE									
		0-14	0	0	0	0	0	0	0
		15-24	1	0	0	0	0	0	1
		25-44	1	0	1	0	0	0	2
		45-64	3	1	0	0	0	0	4
		65+	0	1	0	0	0	0	1
		UNKNOWN	0	0	0	0	0	0	0
		MALE SUBTOTAL	5	2	1	0	0	0	8
FEMALE									
		0-14	0	0	0	0	0	0	0
		15-24	0	0	0	0	0	0	0
		25-44	0	4	0	0	0	0	4
		45-64	0	2	0	0	0	0	2
		65+	0	0	0	0	0	0	0
		UNKNOWN	0	0	0	0	0	0	0
		FEMALE SUBTOTAL	0	6	0	0	0	0	6
2009 Total			5	8	1	0	0	0	14

YEAR	GENDER	AGE GROUP	MSM	HETEROSEXUAL CONTACT	IDU	MTCT	RISK BLOOD OR BLOOD PRODUCTS	UNSPECIFIED	TOTAL
2010									
MALE									
		0-14	0	0	0	0	0	0	0
		15-24	1	0	0	0	0	0	1
		25-44	2	1	0	0	0	0	3
		45-64	0	4	1	0	0	0	5
		65+	0	0	0	0	0	0	0
		UNKNOWN	0	0	0	0	0	0	0
MALE SUBTOTAL			3	5	1	0	0	0	9
FEMALE									
		0-14	0	0	0	0	0	0	0
		15-24	0	0	0	0	0	0	0
		25-44	0	2	0	0	0	0	2
		45-64	0	0	0	0	0	0	0
		65+	0	0	0	0	0	0	0
		UNKNOWN	0	0	0	0	0	0	0
FEMALE SUBTOTAL			0	2	0	0	0	0	2
2010 Total			3	7	1	0	0	0	11

AIDS Data Tables

YEAR	GENDER	AGE GROUP	MSM	HETEROSEXUAL CONTACT	IDU	MTCT	RISK BLOOD/BLOOD PRODUCTS	UNSPECIFIED	TOTAL
1982									
MALE									
		0-14	0	0	0	0	0	0	0
		15-24	0	0	0	0	0	0	0
		25-44	0	0	0	0	0	0	0
		45-64	0	0	0	0	0	0	0
		65+	0	0	0	0	0	0	0
		UNKNOWN	0	0	0	0	0	0	0
		MALE SUBTOTAL	0	0	0	0	0	0	0
FEMALE									
		0-14	0	0	0	0	0	0	0
		15-24	0	0	0	0	0	0	0
		25-44	0	0	0	0	0	0	0
		45-64	0	0	0	0	0	0	0
		65+	0	0	0	0	0	0	0
		UNKNOWN	0	1	0	0	0	0	1
		FEMALE SUBTOTAL	0	1	0	0	0	0	1
1982 Total			0	1	0	0	0	0	1
1983									
MALE									
		0-14	0	0	0	0	0	0	0
		15-24	0	0	0	0	0	0	0
		25-44	0	0	3	0	0	0	3
		45-64	0	0	0	0	0	0	0
		65+	0	0	0	0	0	0	0
		UNKNOWN	0	0	0	0	0	0	0
		MALE SUBTOTAL	0	0	3	0	0	0	3
FEMALE									
		0-14	0	0	0	0	0	0	0
		15-24	0	1	0	0	0	0	1
		25-44	0	0	0	0	0	0	0
		45-64	0	0	0	0	0	0	0
		65+	0	0	0	0	0	0	0
		UNKNOWN	0	0	0	0	0	0	0
		FEMALE SUBTOTAL	0	1	0	0	0	0	1
1983 Total			0	1	3	0	0	0	4

YEAR	GENDER	AGE GROUP	MSM	HETEROSEXUAL CONTACT	IDU	MTCT	RISK BLOOD/BLOOD PRODUCTS	UNSPECIFIED	TOTAL
1984									
MALE									
		0-14	0	0	0	0	0	0	0
		15-24	0	0	0	0	0	0	0
		25-44	0	0	6	0	0	0	6
		45-64	0	0	0	0	0	0	0
		65+	0	0	0	0	0	0	0
		UNKNOWN	0	0	0	0	0	0	0
		MALE SUBTOTAL	0	0	6	0	0	0	6
FEMALE									
		0-14	0	0	0	0	0	0	0
		15-24	0	0	0	0	0	0	0
		25-44	0	0	1	0	0	0	1
		45-64	0	0	0	0	0	0	0
		65+	0	0	0	0	0	0	0
		UNKNOWN	0	0	0	0	0	0	0
		FEMALE SUBTOTAL	0	0	1	0	0	0	1
1984 Total			0	0	7	0	0	0	7
1985									
MALE									
		0-14	0	0	0	0	0	0	0
		15-24	0	0	0	0	0	0	0
		25-44	2	0	11	0	0	0	13
		45-64	1	0	0	0	0	0	1
		65+	0	0	0	0	0	0	0
		UNKNOWN	0	0	1	0	0	0	1
		MALE SUBTOTAL	3	0	12	0	0	0	15
FEMALE									
		0-14	0	0	0	0	0	0	0
		15-24	0	0	0	0	0	0	0
		25-44	0	0	3	0	0	0	3
		45-64	0	0	0	0	0	0	0
		65+	0	0	0	0	0	0	0
		UNKNOWN	0	0	0	0	0	0	0
		FEMALE SUBTOTAL	0	0	3	0	0	0	3
1985 Total			3	0	15	0	0	0	18

YEAR	GENDER	AGE GROUP	MSM	HETEROSEXUAL CONTACT	IDU	MTCT	RISK BLOOD/BLOOD PRODUCTS	UNSPECIFIED	TOTAL
1986									
MALE									
		0-14	0	0	0	0	0	0	0
		15-24	0	0	1	0	0	0	1
		25-44	4	0	12	0	0	0	16
		45-64	0	0	0	0	0	0	0
		65+	0	0	0	0	0	0	0
		UNKNOWN	0	0	0	0	0	0	0
		MALE SUBTOTAL	4	0	13	0	0	0	17
FEMALE									
		0-14	0	0	0	1	0	0	1
		15-24	0	0	1	0	0	0	1
		25-44	0	2	0	0	0	0	2
		45-64	0	0	0	0	0	0	0
		65+	0	0	0	0	0	0	0
		UNKNOWN	0	0	0	0	0	0	0
		FEMALE SUBTOTAL	0	2	1	1	0	0	4
1986 Total			4	2	14	1	0	0	21
1987									
MALE									
		0-14	0	0	0	0	0	0	0
		15-24	0	0	0	0	0	0	0
		25-44	4	2	7	0	1	0	14
		45-64	2	0	0	0	0	1	3
		65+	1	0	0	0	0	0	1
		UNKNOWN	0	0	0	0	0	0	0
		MALE SUBTOTAL	7	2	7	0	1	1	18
FEMALE									
		0-14	0	0	0	0	0	0	0
		15-24	0	0	0	0	0	0	0
		25-44	0	2	0	0	0	0	2
		45-64	0	1	0	0	0	0	1
		65+	0	0	0	0	0	0	0
		UNKNOWN	0	0	0	0	0	0	0
		FEMALE SUBTOTAL	0	3	0	0	0	0	3
1987 Total			7	5	7	0	1	1	21

YEAR	GENDER	AGE GROUP	MSM	HETEROSEXUAL CONTACT	IDU	MTCT	RISK BLOOD/BLOOD PRODUCTS	UNSPECIFIED	TOTAL
1988									
MALE									
		0-14	0	0	0	0	0	0	0
		15-24	0	0	0	0	0	0	0
		25-44	2	2	16	0	0	2	22
		45-64	2	0	1	0	0	0	3
		65+	0	0	0	0	0	0	0
		UNKNOWN	0	0	0	0	0	0	0
		MALE SUBTOTAL	4	2	17	0	0	2	25
FEMALE									
		0-14	0	0	0	0	0	0	0
		15-24	0	0	0	0	0	0	0
		25-44	0	1	1	0	1	0	3
		45-64	0	1	0	0	0	0	1
		65+	0	0	0	0	0	0	0
		UNKNOWN	0	0	0	0	0	0	0
		FEMALE SUBTOTAL	0	2	1	0	1	0	4
1988 Total			4	4	18	0	1	2	29
1989									
MALE									
		0-14	0	0	0	0	0	0	0
		15-24	0	0	0	0	0	1	1
		25-44	11	1	11	0	0	0	23
		45-64	3	0	0	0	0	1	4
		65+	0	0	0	0	0	0	0
		UNKNOWN	0	0	0	0	0	0	0
		MALE SUBTOTAL	14	1	11	0	0	2	28
FEMALE									
		0-14	0	0	0	0	0	0	0
		15-24	0	0	0	0	0	0	0
		25-44	0	5	1	0	0	0	6
		45-64	0	0	0	0	0	0	0
		65+	0	0	0	0	0	0	0
		UNKNOWN	0	0	0	0	0	0	0
		FEMALE SUBTOTAL	0	5	1	0	0	0	6
1989 Total			14	6	12	0	0	2	34

YEAR	GENDER	AGE GROUP	MSM	HETEROSEXUAL CONTACT	IDU	MTCT	RISK BLOOD/BLOOD PRODUCTS	UNSPECIFIED	TOTAL
1990									
MALE									
		0-14	0	0	0	0	0	0	0
		15-24	0	0	0	0	0	0	0
		25-44	2	0	11	0	0	0	13
		45-64	5	1	2	0	0	1	9
		65+	0	0	0	0	0	0	0
		UNKNOWN	0	0	1	0	0	0	1
		MALE SUBTOTAL	7	1	14	0	0	1	23
FEMALE									
		0-14	0	0	0	0	0	0	0
		15-24	0	0	0	0	0	0	0
		25-44	0	8	0	0	0	1	9
		45-64	0	1	0	0	0	0	1
		65+	0	0	0	0	0	0	0
		UNKNOWN	0	0	0	0	0	0	0
		FEMALE SUBTOTAL	0	9	0	0	0	1	10
1990 Total			7	10	14	0	0	2	33
1991									
MALE									
		0-14	0	0	0	0	0	0	0
		15-24	0	0	0	0	0	0	0
		25-44	7	2	4	0	0	1	14
		45-64	3	0	2	0	0	0	5
		65+	1	0	0	0	1	0	2
		UNKNOWN	0	0	0	0	0	0	0
		MALE SUBTOTAL	11	2	6	0	1	1	21
FEMALE									
		0-14	0	0	0	0	0	0	0
		15-24	0	0	0	0	0	0	0
		25-44	0	5	0	0	0	0	5
		45-64	0	0	0	0	0	0	0
		65+	0	0	0	0	0	0	0
		UNKNOWN	0	0	0	0	0	0	0
		FEMALE SUBTOTAL	0	5	0	0	0	0	5
1991 Total			11	7	6	0	1	1	26

YEAR	GENDER	AGE GROUP	MSM	HETEROSEXUAL CONTACT	IDU	MTCT	RISK BLOOD/BLOOD PRODUCTS	UNSPECIFIED	TOTAL
1992									
MALE									
		0-14	0	0	0	0	0	0	0
		15-24	0	0	0	0	0	0	0
		25-44	6	0	5	0	0	0	11
		45-64	2	0	1	0	0	0	3
		65+	0	0	0	0	0	0	0
		UNKNOWN	0	0	0	0	0	0	0
		MALE SUBTOTAL	8	0	6	0	0	0	14
FEMALE									
		0-14	0	0	0	0	0	0	0
		15-24	0	0	0	0	0	0	0
		25-44	0	4	2	0	0	0	6
		45-64	0	0	0	0	0	0	0
		65+	0	0	0	0	0	0	0
		UNKNOWN	0	0	0	0	0	0	0
		FEMALE SUBTOTAL	0	4	2	0	0	0	6
1992 Total			8	4	8	0	0	0	20
1993									
MALE									
		0-14	0	0	0	0	0	0	0
		15-24	0	0	0	0	0	0	0
		25-44	11	4	12	0	0	0	27
		45-64	1	0	0	0	0	0	1
		65+	0	0	0	0	0	0	0
		UNKNOWN	0	0	1	0	0	0	1
		MALE SUBTOTAL	12	4	13	0	0	0	29
FEMALE									
		0-14	0	0	0	0	0	0	0
		15-24	0	0	0	0	0	0	0
		25-44	0	2	0	0	0	0	2
		45-64	0	3	0	0	0	0	3
		65+	0	0	0	0	0	0	0
		UNKNOWN	0	0	0	0	0	0	0
		FEMALE SUBTOTAL	0	5	0	0	0	0	5
1993 Total			12	9	13	0	0	0	34

YEAR	GENDER	AGE GROUP	MSM	HETEROSEXUAL CONTACT	IDU	MTCT	RISK BLOOD/BLOOD PRODUCTS	UNSPECIFIED	TOTAL
1994									
MALE									
		0-14	0	0	0	1	0	0	1
		15-24	0	0	0	0	0	0	0
		25-44	12	1	11	0	0	1	25
		45-64	6	0	1	0	0	1	8
		65+	1	0	0	0	0	0	1
		UNKNOWN	0	0	0	0	0	0	0
		MALE SUBTOTAL	19	1	12	1	0	2	35
FEMALE									
		0-14	0	0	0	0	0	0	0
		15-24	0	0	0	0	0	0	0
		25-44	0	4	0	0	2	0	6
		45-64	0	1	0	0	1	0	2
		65+	0	0	0	0	0	0	0
		UNKNOWN	0	0	0	0	0	0	0
		FEMALE SUBTOTAL	0	5	0	0	3	0	8
1994 Total			19	6	12	1	3	2	43
1995									
MALE									
		0-14	0	0	0	1	0	0	1
		15-24	0	0	0	0	0	0	0
		25-44	10	1	8	0	0	0	19
		45-64	6	0	6	0	0	0	12
		65+	0	0	0	0	0	0	0
		UNKNOWN	0	0	0	0	0	0	0
		MALE SUBTOTAL	16	1	14	1	0	0	32
FEMALE									
		0-14	0	0	0	0	0	0	0
		15-24	0	1	0	0	0	0	1
		25-44	0	9	0	0	1	0	10
		45-64	0	5	0	0	0	0	5
		65+	0	0	0	0	0	0	0
		UNKNOWN	0	0	0	0	1	0	1
		FEMALE SUBTOTAL	0	15	0	0	2	0	17
1995 Total			16	16	14	1	2	0	49

YEAR	GENDER	AGE GROUP	MSM	HETEROSEXUAL CONTACT	IDU	MTCT	RISK BLOOD/BLOOD PRODUCTS	UNSPECIFIED	TOTAL
1996									
MALE									
		0-14	0	0	0	0	0	0	0
		15-24	0	0	0	0	0	0	0
		25-44	7	2	8	0	0	1	18
		45-64	3	1	6	0	0	0	10
		65+	0	0	0	0	0	0	0
		UNKNOWN	0	0	0	0	0	0	0
		MALE SUBTOTAL	10	3	14	0	0	1	28
FEMALE									
		0-14	0	0	0	0	0	0	0
		15-24	0	0	0	0	0	0	0
		25-44	0	9	1	0	0	0	10
		45-64	0	1	0	0	0	0	1
		65+	0	0	0	0	0	0	0
		UNKNOWN	0	0	0	0	0	0	0
		FEMALE SUBTOTAL	0	10	1	0	0	0	11
1996 Total			10	13	15	0	0	1	39
1997									
MALE									
		0-14	0	0	0	0	0	0	0
		15-24	0	0	0	0	0	0	0
		25-44	3	1	8	0	0	2	14
		45-64	1	0	1	0	0	0	2
		65+	0	0	0	0	0	0	0
		UNKNOWN	0	0	0	0	0	0	0
		MALE SUBTOTAL	4	1	9	0	0	2	16
FEMALE									
		0-14	0	0	0	0	0	0	0
		15-24	0	0	0	0	0	0	0
		25-44	0	5	0	0	0	0	5
		45-64	0	1	0	0	0	0	1
		65+	0	0	0	0	0	0	0
		UNKNOWN	0	1	0	0	0	0	1
		FEMALE SUBTOTAL	0	7	0	0	0	0	7
1997 Total			4	8	9	0	0	2	23

YEAR	GENDER	AGE GROUP	MSM	HETEROSEXUAL CONTACT	IDU	MTCT	RISK BLOOD/BLOOD PRODUCTS	UNSPECIFIED	TOTAL
1998									
MALE									
		0-14	0	0	0	0	0	0	0
		15-24	0	0	0	0	0	0	0
		25-44	3	2	1	0	0	1	7
		45-64	3	1	1	0	0	1	6
		65+	1	0	0	0	0	0	1
		UNKNOWN	1	0	0	0	0	0	1
		MALE SUBTOTAL	8	3	2	0	0	2	15
FEMALE									
		0-14	0	0	0	1	0	0	1
		15-24	0	1	0	0	0	0	1
		25-44	0	1	0	0	0	0	1
		45-64	0	2	0	0	0	0	2
		65+	0	0	0	0	0	0	0
		UNKNOWN	0	0	0	0	0	0	0
		FEMALE SUBTOTAL	0	4	0	1	0	0	5
1998 Total			8	7	2	1	0	2	20
1999									
MALE									
		0-14	0	0	0	0	0	0	0
		15-24	0	0	0	0	0	0	0
		25-44	2	3	3	0	0	2	10
		45-64	0	1	2	0	0	0	3
		65+	1	0	0	0	0	0	1
		UNKNOWN	0	0	1	0	0	0	1
		MALE SUBTOTAL	3	4	6	0	0	2	15
FEMALE									
		0-14	0	0	0	0	0	0	0
		15-24	0	0	0	0	0	0	0
		25-44	0	2	0	0	0	0	2
		45-64	0	3	0	0	0	0	3
		65+	0	0	0	0	0	0	0
		UNKNOWN	0	0	0	0	0	0	0
		FEMALE SUBTOTAL	0	5	0	0	0	0	5
1999 Total			3	9	6	0	0	2	20

YEAR	GENDER	AGE GROUP	MSM	HETEROSEXUAL CONTACT	IDU	MTCT	RISK BLOOD/BLOOD PRODUCTS	UNSPECIFIED	TOTAL
2000									
MALE									
		0-14	0	0	0	0	0	0	0
		15-24	0	0	0	0	0	0	0
		25-44	1	3	1	0	0	0	5
		45-64	3	2	2	0	0	0	7
		65+	0	0	0	0	0	0	0
		UNKNOWN	0	0	0	0	0	0	0
		MALE SUBTOTAL	4	5	3	0	0	0	12
FEMALE									
		0-14	0	0	0	0	0	0	0
		15-24	0	0	0	0	0	0	0
		25-44	0	6	0	0	0	0	6
		45-64	0	0	0	0	0	1	1
		65+	0	0	0	0	0	0	0
		UNKNOWN	0	0	0	0	0	0	0
		FEMALE SUBTOTAL	0	6	0	0	0	1	7
2000 Total			4	11	3	0	0	1	19
2001									
MALE									
		0-14	0	0	0	0	0	0	0
		15-24	0	0	0	0	0	0	0
		25-44	5	1	1	0	0	1	8
		45-64	2	0	2	0	0	0	4
		65+	1	0	0	0	0	0	1
		UNKNOWN	0	0	0	0	0	0	0
		MALE SUBTOTAL	8	1	3	0	0	1	13
FEMALE									
		0-14	0	0	0	0	0	0	0
		15-24	0	0	0	0	0	0	0
		25-44	0	0	0	0	0	0	0
		45-64	0	1	0	0	0	0	1
		65+	0	0	0	0	0	0	0
		UNKNOWN	0	0	0	0	0	0	0
		FEMALE SUBTOTAL	0	1	0	0	0	0	1
2001 Total			8	2	3	0	0	1	14

YEAR	GENDER	AGE GROUP	MSM	HETEROSEXUAL CONTACT	IDU	MTCT	RISK BLOOD/BLOOD PRODUCTS	UNSPECIFIED	TOTAL
2002									
MALE									
		0-14	0	0	0	0	0	0	0
		15-24	0	0	0	0	0	0	0
		25-44	3	0	0	0	0	0	3
		45-64	0	1	2	0	0	0	3
		65+	0	0	0	0	0	0	0
		UNKNOWN	0	0	0	0	0	0	0
		MALE SUBTOTAL	3	1	2	0	0	0	6
FEMALE									
		0-14	0	0	0	0	0	0	0
		15-24	0	0	0	0	0	0	0
		25-44	0	2	0	0	0	0	2
		45-64	0	0	0	0	0	0	0
		65+	0	0	0	0	0	0	0
		UNKNOWN	0	0	0	0	0	0	0
		FEMALE SUBTOTAL	0	2	0	0	0	0	2
2002 Total			3	3	2	0	0	0	8
2003									
MALE									
		0-14	0	0	0	0	0	0	0
		15-24	0	0	0	0	0	0	0
		25-44	2	0	1	0	0	0	3
		45-64	2	0	4	0	0	1	7
		65+	1	0	0	0	0	0	1
		UNKNOWN	0	0	0	0	0	0	0
		MALE SUBTOTAL	5	0	5	0	0	1	11
FEMALE									
		0-14	0	0	0	0	0	0	0
		15-24	0	1	0	0	0	0	1
		25-44	0	2	0	0	0	0	2
		45-64	0	1	0	0	0	0	1
		65+	0	0	0	0	0	0	0
		UNKNOWN	0	0	0	0	0	0	0
		FEMALE SUBTOTAL	0	4	0	0	0	0	4
2003 Total			5	4	5	0	0	1	15

YEAR	GENDER	AGE GROUP	MSM	HETEROSEXUAL CONTACT	IDU	MTCT	RISK BLOOD/BLOOD PRODUCTS	UNSPECIFIED	TOTAL
2004									
MALE									
		0-14	0	0	0	0	0	0	0
		15-24	0	0	0	0	0	0	0
		25-44	1	0	0	0	0	0	1
		45-64	0	1	2	0	0	0	3
		65+	0	1	0	0	0	0	1
		UNKNOWN	0	0	0	0	0	0	0
		MALE SUBTOTAL	1	2	2	0	0	0	5
FEMALE									
		0-14	0	0	0	0	0	0	0
		15-24	0	1	0	0	0	0	1
		25-44	0	2	0	0	0	0	2
		45-64	0	0	0	0	0	0	0
		65+	0	0	0	0	0	0	0
		UNKNOWN	0	0	0	0	0	0	0
		FEMALE SUBTOTAL	0	3	0	0	0	0	3
2004 Total			1	5	2	0	0	0	8
2005									
MALE									
		0-14	0	0	0	0	0	0	0
		15-24	0	0	0	0	0	0	0
		25-44	1	2	2	0	0	1	6
		45-64	3	0	1	0	0	0	4
		65+	0	0	0	0	0	0	0
		UNKNOWN	0	0	0	0	0	0	0
		MALE SUBTOTAL	4	2	3	0	0	1	10
FEMALE									
		0-14	0	0	0	0	0	0	0
		15-24	0	0	0	0	0	0	0
		25-44	0	0	0	0	0	0	0
		45-64	0	0	0	0	0	0	0
		65+	0	0	0	0	0	0	0
		UNKNOWN	0	0	0	0	0	0	0
		FEMALE SUBTOTAL	0	0	0	0	0	0	0
2005 Total			4	2	3	0	0	1	10

YEAR	GENDER	AGE GROUP	MSM	HETEROSEXUAL CONTACT	IDU	MTCT	RISK BLOOD/BLOOD PRODUCTS	UNSPECIFIED	TOTAL
2006									
MALE									
		0-14	0	0	0	0	0	0	0
		15-24	0	0	0	0	0	0	0
		25-44	0	2	1	0	0	0	3
		45-64	1	0	2	0	0	0	3
		65+	0	0	0	0	0	0	0
		UNKNOWN	0	0	0	0	0	0	0
		MALE SUBTOTAL	1	2	3	0	0	0	6
FEMALE									
		0-14	0	0	0	0	0	0	0
		15-24	0	0	0	0	0	0	0
		25-44	0	1	1	0	0	0	2
		45-64	0	0	0	0	0	0	0
		65+	0	0	0	0	0	0	0
		UNKNOWN	0	0	0	0	0	0	0
		FEMALE SUBTOTAL	0	1	1	0	0	0	2
2006 Total			1	3	4	0	0	0	8
2007									
MALE									
		0-14	0	0	0	0	0	0	0
		15-24	0	0	0	0	0	0	0
		25-44	0	1	0	0	0	0	1
		45-64	0	2	0	0	0	1	3
		65+	0	0	1	0	0	0	1
		UNKNOWN	0	0	0	0	0	0	0
		MALE SUBTOTAL	0	3	1	0	0	1	5
FEMALE									
		0-14	0	0	0	0	0	0	0
		15-24	0	0	0	0	0	0	0
		25-44	0	0	1	0	0	0	1
		45-64	0	1	0	0	0	0	1
		65+	0	0	0	0	0	0	0
		UNKNOWN	0	0	0	0	0	0	0
		FEMALE SUBTOTAL	0	1	1	0	0	0	2
2007 Total			0	4	2	0	0	1	7

YEAR	GENDER	AGE GROUP	MSM	HETEROSEXUAL CONTACT	IDU	MTCT	RISK BLOOD/BLOOD PRODUCTS	UNSPECIFIED	TOTAL
2008									
MALE									
		0-14	0	0	0	0	0	0	0
		15-24	0	0	0	0	0	0	0
		25-44	1	2	0	0	0	0	3
		45-64	0	2	0	0	0	0	2
		65+	0	0	0	0	0	0	0
		UNKNOWN	0	0	0	0	0	0	0
		MALE SUBTOTAL	1	4	0	0	0	0	5
FEMALE									
		0-14	0	0	0	0	0	0	0
		15-24	0	0	0	0	0	0	0
		25-44	0	1	0	0	0	0	1
		45-64	0	0	0	0	0	0	0
		65+	0	1	0	0	0	0	1
		UNKNOWN	0	0	0	0	0	0	0
		FEMALE SUBTOTAL	0	2	0	0	0	0	2
2008 Total			1	6	0	0	0	0	7
2009									
MALE									
		0-14	0	0	0	0	0	0	0
		15-24	1	0	0	0	0	0	1
		25-44	0	2	0	0	0	0	2
		45-64	1	2	1	0	0	0	4
		65+	0	0	0	0	0	0	0
		UNKNOWN	0	0	0	0	0	0	0
		MALE SUBTOTAL	2	4	1	0	0	0	7
FEMALE									
		0-14	0	0	0	0	0	0	0
		15-24	0	0	0	0	0	0	0
		25-44	0	2	0	0	0	0	2
		45-64	0	1	0	0	0	0	1
		65+	0	0	0	0	0	0	0
		UNKNOWN	0	0	0	0	0	0	0
		FEMALE SUBTOTAL	0	3	0	0	0	0	3
2009 Total			2	7	1	0	0	0	10

YEAR	GENDER	AGE GROUP	MSM	HETEROSEXUAL CONTACT	IDU	MTCT	RISK BLOOD/BLOOD PRODUCTS	UNSPECIFIED	TOTAL
2010									
MALE									
		0-14	0	0	0	0	0	0	0
		15-24	0	0	0	0	0	0	0
		25-44	0	1	0	0	0	0	1
		45-64	0	4	0	0	0	0	4
		65+	0	1	0	0	0	0	1
		UNKNOWN	0	0	0	0	0	0	0
		MALE SUBTOTAL	0	6	0	0	0	0	6
FEMALE									
		0-14	0	0	0	0	0	0	0
		15-24	0	0	0	0	0	0	0
		25-44	0	0	0	0	0	0	0
		45-64	0	0	0	0	0	0	0
		65+	0	0	0	0	0	0	0
		UNKNOWN	0	0	0	0	0	0	0
		FEMALE SUBTOTAL	0	0	0	0	0	0	0
2010 Total									
			0	6	0	0	0	0	6

Deaths among Persons with HIV/AIDS Data Tables

YEAR	GENDER	AGE GROUP	MSM	HETEROSEXUAL CONTACT	IDU	MTCT	RISK BLOOD/BLOOD PRODUCTS	UNSPECIFIED	TOTAL
1982									
MALE									
		0-14	0	0	0	0	0	0	0
		15-24	0	0	0	0	0	0	0
		25-44	0	0	0	0	0	0	0
		45-64	0	0	0	0	0	0	0
		65+	0	0	0	0	0	0	0
		UNKNOWN	0	0	0	0	0	0	0
		MALE SUBTOTAL	0	0	0	0	0	0	0
FEMALE									
		0-14	0	0	0	0	0	0	0
		15-24	0	0	0	0	0	0	0
		25-44	0	0	0	0	0	0	0
		45-64	0	0	0	0	0	0	0
		65+	0	0	0	0	0	0	0
		UNKNOWN	0	1	0	0	0	0	1
		FEMALE SUBTOTAL	0	1	0	0	0	0	1
1982 Total			0	1	0	0	0	0	1
1983									
MALE									
		0-14	0	0	0	0	0	0	0
		15-24	0	0	0	0	0	0	0
		25-44	0	0	2	0	0	0	2
		45-64	0	0	0	0	0	0	0
		65+	0	0	0	0	0	0	0
		UNKNOWN	0	0	0	0	0	0	0
		MALE SUBTOTAL	0	0	2	0	0	0	2
FEMALE									
		0-14	0	0	0	0	0	0	0
		15-24	0	1	0	0	0	0	1
		25-44	0	0	0	0	0	0	0
		45-64	0	0	0	0	0	0	0
		65+	0	0	0	0	0	0	0
		UNKNOWN	0	0	0	0	0	0	0
		FEMALE SUBTOTAL	0	1	0	0	0	0	1
1983 Total			0	1	2	0	0	0	3

YEAR	GENDER	AGE GROUP	MSM	HETEROSEXUAL CONTACT	IDU	MTCT	RISK BLOOD/BLOOD PRODUCTS	UNSPECIFIED	TOTAL
1984									
MALE									
		0-14	0	0	0	0	0	0	0
		15-24	0	0	0	0	0	0	0
		25-44	0	0	4	0	0	0	4
		45-64	0	0	0	0	0	0	0
		65+	0	0	0	0	0	0	0
		UNKNOWN	0	0	0	0	0	0	0
		MALE SUBTOTAL	0	0	4	0	0	0	4
FEMALE									
		0-14	0	0	0	0	0	0	0
		15-24	0	0	0	0	0	0	0
		25-44	0	0	1	0	0	0	1
		45-64	0	0	0	0	0	0	0
		65+	0	0	0	0	0	0	0
		UNKNOWN	0	0	0	0	0	0	0
		FEMALE SUBTOTAL	0	0	1	0	0	0	1
1984 Total			0	0	5	0	0	0	5
1985									
MALE									
		0-14	0	0	0	0	0	0	0
		15-24	0	0	0	0	0	0	0
		25-44	0	0	8	0	0	0	8
		45-64	0	0	0	0	0	0	0
		65+	0	0	0	0	0	0	0
		UNKNOWN	0	0	1	0	0	0	1
		MALE SUBTOTAL	0	0	9	0	0	0	9
FEMALE									
		0-14	0	0	0	0	0	0	0
		15-24	0	0	0	0	0	0	0
		25-44	0	0	0	0	0	0	0
		45-64	0	0	0	0	0	0	0
		65+	0	0	0	0	0	0	0
		UNKNOWN	0	0	0	0	0	0	0
		FEMALE SUBTOTAL	0	0	0	0	0	0	0
1985 Total			0	0	9	0	0	0	9

YEAR	GENDER	AGE GROUP	MSM	HETEROSEXUAL CONTACT	IDU	MTCT	RISK BLOOD/BLOOD PRODUCTS	UNSPECIFIED	TOTAL
1986									
MALE									
		0-14	0	0	0	0	0	0	0
		15-24	0	0	1	0	0	0	1
		25-44	2	0	11	0	0	0	13
		45-64	1	0	0	0	0	0	1
		65+	0	0	0	0	0	0	0
		UNKNOWN	0	0	0	0	0	0	0
		MALE SUBTOTAL	3	0	12	0	0	0	15
FEMALE									
		0-14	0	0	0	0	0	0	0
		15-24	0	0	0	0	0	0	0
		25-44	0	1	0	0	0	0	1
		45-64	0	0	0	0	0	0	0
		65+	0	0	0	0	0	0	0
		UNKNOWN	0	0	0	0	0	0	0
		FEMALE SUBTOTAL	0	1	0	0	0	0	1
1986 Total			3	1	12	0	0	0	16
1987									
MALE									
		0-14	0	0	0	0	0	0	0
		15-24	0	0	0	0	0	0	0
		25-44	3	1	4	0	1	0	9
		45-64	2	0	0	0	0	1	3
		65+	0	0	0	0	0	0	0
		UNKNOWN	0	0	0	0	0	0	0
		MALE SUBTOTAL	5	1	4	0	1	1	12
FEMALE									
		0-14	0	0	0	1	0	0	1
		15-24	0	0	1	0	0	0	1
		25-44	0	2	1	0	0	0	3
		45-64	0	1	0	0	0	0	1
		65+	0	0	0	0	0	0	0
		UNKNOWN	0	0	0	0	0	0	0
		FEMALE SUBTOTAL	0	3	2	1	0	0	6
1987 Total			5	4	6	1	1	1	18

YEAR	GENDER	AGE GROUP	MSM	HETEROSEXUAL CONTACT	IDU	MTCT	RISK BLOOD/BLOOD PRODUCTS	UNSPECIFIED	TOTAL
1988									
MALE									
		0-14	0	0	0	0	0	0	0
		15-24	0	0	0	0	0	0	0
		25-44	3	2	12	0	0	0	17
		45-64	2	0	1	0	0	0	3
		65+	0	0	0	0	0	0	0
		UNKNOWN	0	0	0	0	0	0	0
		MALE SUBTOTAL	5	2	13	0	0	0	20
FEMALE									
		0-14	0	0	0	0	0	0	0
		15-24	0	0	0	0	0	0	0
		25-44	0	2	2	0	1	0	5
		45-64	0	1	0	0	0	0	1
		65+	0	0	0	0	0	0	0
		UNKNOWN	0	0	0	0	0	0	0
		FEMALE SUBTOTAL	0	3	2	0	1	0	6
1988 Total			5	5	15	0	1	0	26
1989									
MALE									
		0-14	0	0	0	0	0	0	0
		15-24	0	0	0	0	0	0	0
		25-44	4	1	14	0	0	1	20
		45-64	2	0	0	0	0	1	3
		65+	1	0	0	0	0	0	1
		UNKNOWN	0	0	0	0	0	0	0
		MALE SUBTOTAL	7	1	14	0	0	2	24
FEMALE									
		0-14	0	0	0	0	0	0	0
		15-24	0	0	0	0	0	0	0
		25-44	0	1	1	0	0	0	2
		45-64	0	0	0	0	0	0	0
		65+	0	0	0	0	0	0	0
		UNKNOWN	0	0	0	0	0	0	0
		FEMALE SUBTOTAL	0	1	1	0	0	0	2
1989 Total			7	2	15	0	0	2	26

YEAR	GENDER	AGE GROUP	MSM	HETEROSEXUAL CONTACT	IDU	MTCT	RISK BLOOD/BLOOD PRODUCTS	UNSPECIFIED	TOTAL
1990									
MALE									
		0-14	0	0	0	0	0	0	0
		15-24	0	0	0	0	0	1	1
		25-44	4	0	9	0	0	1	14
		45-64	2	1	1	0	0	1	5
		65+	0	0	0	0	0	0	0
		UNKNOWN	0	0	1	0	0	0	1
		MALE SUBTOTAL	6	1	11	0	0	3	21
FEMALE									
		0-14	0	0	0	0	0	0	0
		15-24	0	0	0	0	0	0	0
		25-44	0	3	1	0	0	1	5
		45-64	0	1	0	0	0	0	1
		65+	0	0	0	0	0	0	0
		UNKNOWN	0	0	0	0	0	0	0
		FEMALE SUBTOTAL	0	4	1	0	0	1	6
1990 Total			6	5	12	0	0	4	27
1991									
MALE									
		0-14	0	0	0	0	0	0	0
		15-24	0	0	0	0	0	0	0
		25-44	9	2	7	0	0	1	19
		45-64	2	0	2	0	0	0	4
		65+	1	0	0	0	1	0	2
		UNKNOWN	0	0	0	0	0	0	0
		MALE SUBTOTAL	12	2	9	0	1	1	25
FEMALE									
		0-14	0	0	0	0	0	0	0
		15-24	0	0	0	0	0	0	0
		25-44	0	6	0	0	0	0	6
		45-64	0	0	0	0	0	0	0
		65+	0	0	0	0	0	0	0
		UNKNOWN	0	0	0	0	0	0	0
		FEMALE SUBTOTAL	0	6	0	0	0	0	6
1991 Total			12	8	9	0	1	1	31

YEAR	GENDER	AGE GROUP	MSM	HETEROSEXUAL CONTACT	IDU	MTCT	RISK BLOOD/BLOOD PRODUCTS	UNSPECIFIED	TOTAL
1992									
MALE									
		0-14	0	0	0	0	0	0	0
		15-24	0	0	0	0	0	0	0
		25-44	6	0	4	0	0	0	10
		45-64	2	0	2	0	0	0	4
		65+	0	0	0	0	0	0	0
		UNKNOWN	0	0	0	0	0	0	0
		MALE SUBTOTAL	8	0	6	0	0	0	14
FEMALE									
		0-14	0	0	0	0	0	0	0
		15-24	0	0	0	0	0	0	0
		25-44	0	4	1	0	0	0	5
		45-64	0	2	0	0	0	0	2
		65+	0	0	0	0	0	0	0
		UNKNOWN	0	0	0	0	0	0	0
		FEMALE SUBTOTAL	0	6	1	0	0	0	7
1992 Total			8	6	7	0	0	0	21
1993									
MALE									
		0-14	0	0	0	0	0	0	0
		15-24	0	0	0	0	0	0	0
		25-44	10	4	11	0	0	0	25
		45-64	2	0	1	0	0	0	3
		65+	0	0	0	0	0	0	0
		UNKNOWN	0	0	1	0	0	0	1
		MALE SUBTOTAL	12	4	13	0	0	0	29
FEMALE									
		0-14	0	0	0	0	0	0	0
		15-24	0	0	0	0	0	0	0
		25-44	0	4	0	0	0	0	4
		45-64	0	2	0	0	0	0	2
		65+	0	0	0	0	0	0	0
		UNKNOWN	0	0	0	0	0	0	0
		FEMALE SUBTOTAL	0	6	0	0	0	0	6
1993 Total			12	10	13	0	0	0	35

YEAR	GENDER	AGE GROUP	MSM	HETEROSEXUAL CONTACT	IDU	MTCT	RISK BLOOD/BLOOD PRODUCTS	UNSPECIFIED	TOTAL
1994									
MALE									
		0-14	0	0	0	0	0	0	0
		15-24	0	0	0	0	0	0	0
		25-44	9	1	10	0	0	0	20
		45-64	3	0	1	0	0	1	5
		65+	1	0	0	0	0	0	1
		UNKNOWN	0	0	0	0	0	0	0
		MALE SUBTOTAL	13	1	11	0	0	1	26
FEMALE									
		0-14	0	0	0	0	0	0	0
		15-24	0	0	0	0	0	0	0
		25-44	0	5	1	0	0	0	6
		45-64	0	0	0	0	0	0	0
		65+	0	0	0	0	0	0	0
		UNKNOWN	0	0	0	0	0	0	0
		FEMALE SUBTOTAL	0	5	1	0	0	0	6
1994 Total			13	6	12	0	0	1	32
1995									
MALE									
		0-14	0	0	0	0	0	0	0
		15-24	0	0	0	0	0	0	0
		25-44	9	1	5	0	0	0	15
		45-64	4	0	1	0	0	0	5
		65+	0	0	0	0	0	0	0
		UNKNOWN	0	0	0	0	0	0	0
		MALE SUBTOTAL	13	1	6	0	0	0	20
FEMALE									
		0-14	0	0	0	0	0	0	0
		15-24	0	0	0	0	0	0	0
		25-44	0	1	0	0	2	0	3
		45-64	0	2	0	0	0	0	2
		65+	0	0	0	0	0	0	0
		UNKNOWN	0	0	0	0	1	0	1
		FEMALE SUBTOTAL	0	3	0	0	3	0	6
1995 Total			13	4	6	0	3	0	26

YEAR	GENDER	AGE GROUP	MSM	HETEROSEXUAL CONTACT	IDU	MTCT	RISK BLOOD/BLOOD PRODUCTS	UNSPECIFIED	TOTAL
1996									
MALE									
		0-14	0	0	0	0	0	0	0
		15-24	0	0	0	0	0	0	0
		25-44	8	0	8	0	0	1	17
		45-64	6	1	3	0	0	0	10
		65+	0	0	0	0	0	0	0
		UNKNOWN	0	0	0	0	0	0	0
		MALE SUBTOTAL	14	1	11	0	0	1	27
FEMALE									
		0-14	0	0	0	0	0	0	0
		15-24	0	0	0	0	0	0	0
		25-44	0	3	1	0	0	0	4
		45-64	0	1	0	0	0	0	1
		65+	0	0	0	0	0	0	0
		UNKNOWN	0	0	0	0	0	0	0
		FEMALE SUBTOTAL	0	4	1	0	0	0	5
1996 Total			14	5	12	0	0	1	32
1997									
MALE									
		0-14	0	0	0	0	0	0	0
		15-24	0	0	0	0	0	0	0
		25-44	0	1	3	0	0	0	4
		45-64	0	0	3	0	0	0	3
		65+	0	0	0	0	0	0	0
		UNKNOWN	0	0	0	0	0	0	0
		MALE SUBTOTAL	0	1	6	0	0	0	7
FEMALE									
		0-14	0	0	0	0	0	0	0
		15-24	0	0	0	0	0	0	0
		25-44	0	4	0	0	1	0	5
		45-64	0	1	0	0	0	0	1
		65+	0	0	0	0	0	0	0
		UNKNOWN	0	1	0	0	0	0	1
		FEMALE SUBTOTAL	0	6	0	0	1	0	7
1997 Total			0	7	6	0	1	0	14

YEAR	GENDER	AGE GROUP	MSM	HETEROSEXUAL CONTACT	IDU	MTCT	RISK BLOOD/BLOOD PRODUCTS	UNSPECIFIED	TOTAL
1998									
MALE									
		0-14	0	0	0	0	0	0	0
		15-24	0	0	0	0	0	0	0
		25-44	2	0	1	0	0	0	3
		45-64	2	1	3	0	0	2	8
		65+	0	0	0	0	0	0	0
		UNKNOWN	1	0	0	0	0	0	1
		MALE SUBTOTAL	5	1	4	0	0	2	12
FEMALE									
		0-14	0	0	0	0	0	0	0
		15-24	0	0	0	0	0	0	0
		25-44	0	2	0	0	0	0	2
		45-64	0	2	0	0	0	0	2
		65+	0	0	0	0	0	0	0
		UNKNOWN	0	0	0	0	0	0	0
		FEMALE SUBTOTAL	0	4	0	0	0	0	4
1998 Total			5	5	4	0	0	2	16
1999									
MALE									
		0-14	0	0	0	0	0	0	0
		15-24	0	0	0	0	0	0	0
		25-44	1	1	3	0	0	0	5
		45-64	0	1	2	0	0	0	3
		65+	0	0	0	0	0	0	0
		UNKNOWN	0	0	1	0	0	0	1
		MALE SUBTOTAL	1	2	6	0	0	0	9
FEMALE									
		0-14	0	0	0	0	0	0	0
		15-24	0	0	0	0	0	0	0
		25-44	0	1	0	0	0	0	1
		45-64	0	2	0	0	0	0	2
		65+	0	0	0	0	0	0	0
		UNKNOWN	0	0	0	0	0	0	0
		FEMALE SUBTOTAL	0	3	0	0	0	0	3
1999 Total			1	5	6	0	0	0	12

YEAR	GENDER	AGE GROUP	MSM	HETEROSEXUAL CONTACT	IDU	MTCT	RISK BLOOD/BLOOD PRODUCTS	UNSPECIFIED	TOTAL
2000									
MALE									
		0-14	0	0	0	0	0	0	0
		15-24	0	0	0	1	0	0	1
		25-44	0	0	0	0	0	0	0
		45-64	0	2	4	0	0	0	6
		65+	0	0	0	0	0	0	0
		UNKNOWN	0	0	0	0	0	0	0
		MALE SUBTOTAL	0	2	4	1	0	0	7
FEMALE									
		0-14	0	0	0	0	0	0	0
		15-24	0	0	0	0	0	0	0
		25-44	0	1	0	0	0	0	1
		45-64	0	1	0	0	0	0	1
		65+	0	0	0	0	0	0	0
		UNKNOWN	0	0	0	0	0	0	0
		FEMALE SUBTOTAL	0	2	0	0	0	0	2
2000 Total			0	4	4	1	0	0	9
2001									
MALE									
		0-14	0	0	0	0	0	0	0
		15-24	0	0	0	0	0	0	0
		25-44	0	0	0	0	0	0	0
		45-64	0	0	2	0	0	0	2
		65+	1	0	0	0	0	0	1
		UNKNOWN	0	0	0	0	0	0	0
		MALE SUBTOTAL	1	0	2	0	0	0	3
FEMALE									
		0-14	0	0	0	0	0	0	0
		15-24	0	0	0	0	0	0	0
		25-44	0	2	0	0	0	0	2
		45-64	0	1	0	0	0	0	1
		65+	0	0	0	0	0	0	0
		UNKNOWN	0	0	0	0	0	0	0
		FEMALE SUBTOTAL	0	3	0	0	0	0	3
2001 Total			1	3	2	0	0	0	6

YEAR	GENDER	AGE GROUP	MSM	HETEROSEXUAL CONTACT	IDU	MTCT	RISK BLOOD/BLOOD PRODUCTS	UNSPECIFIED	TOTAL
2002									
MALE									
		0-14	0	0	0	0	0	0	0
		15-24	0	0	0	0	0	0	0
		25-44	1	1	0	0	0	0	2
		45-64	1	1	3	0	0	0	5
		65+	0	0	0	0	0	0	0
		UNKNOWN	0	0	0	0	0	0	0
		MALE SUBTOTAL	2	2	3	0	0	0	7
FEMALE									
		0-14	0	0	0	0	0	0	0
		15-24	0	0	0	0	0	0	0
		25-44	0	2	0	0	0	0	2
		45-64	0	0	0	0	0	0	0
		65+	0	0	0	0	0	0	0
		UNKNOWN	0	0	0	0	0	0	0
		FEMALE SUBTOTAL	0	2	0	0	0	0	2
2002 Total			2	4	3	0	0	0	9
2003									
MALE									
		0-14	0	0	0	0	0	0	0
		15-24	0	0	0	0	0	0	0
		25-44	2	0	1	0	0	1	4
		45-64	1	1	3	0	0	0	5
		65+	2	0	0	0	0	0	2
		UNKNOWN	0	0	0	0	0	0	0
		MALE SUBTOTAL	5	1	4	0	0	1	11
FEMALE									
		0-14	0	0	0	0	0	0	0
		15-24	0	0	0	0	0	0	0
		25-44	0	2	0	0	0	0	2
		45-64	0	2	1	0	0	0	3
		65+	0	0	0	0	0	0	0
		UNKNOWN	0	0	0	0	0	0	0
		FEMALE SUBTOTAL	0	4	1	0	0	0	5
2003 Total			5	5	5	0	0	1	16

YEAR	GENDER	AGE GROUP	MSM	HETEROSEXUAL CONTACT	IDU	MTCT	RISK BLOOD/BLOOD PRODUCTS	UNSPECIFIED	TOTAL
2004									
MALE									
		0-14	0	0	0	0	0	0	0
		15-24	0	0	0	1	0	0	1
		25-44	0	0	0	0	0	0	0
		45-64	2	0	2	0	0	0	4
		65+	0	0	0	0	0	0	0
		UNKNOWN	0	0	0	0	0	0	0
		MALE SUBTOTAL	2	0	2	1	0	0	5
FEMALE									
		0-14	0	0	0	0	0	0	0
		15-24	0	0	0	0	0	0	0
		25-44	0	2	0	0	0	0	2
		45-64	0	0	0	0	0	0	0
		65+	0	0	0	0	0	0	0
		UNKNOWN	0	0	0	0	0	0	0
		FEMALE SUBTOTAL	0	2	0	0	0	0	2
2004 Total			2	2	2	1	0	0	7
2005									
MALE									
		0-14	0	0	0	0	0	0	0
		15-24	0	0	0	0	0	0	0
		25-44	0	1	0	0	0	0	1
		45-64	2	0	1	0	0	0	3
		65+	0	1	0	0	0	0	1
		UNKNOWN	0	0	0	0	0	0	0
		MALE SUBTOTAL	2	2	1	0	0	0	5
FEMALE									
		0-14	0	0	0	0	0	0	0
		15-24	0	0	0	0	0	0	0
		25-44	0	0	1	0	0	0	1
		45-64	0	0	0	0	0	0	0
		65+	0	0	0	0	0	0	0
		UNKNOWN	0	0	0	0	0	0	0
		FEMALE SUBTOTAL	0	0	1	0	0	0	1
2005 Total			2	2	2	0	0	0	6

YEAR	GENDER	AGE GROUP	MSM	HETEROSEXUAL CONTACT	IDU	MTCT	RISK BLOOD/BLOOD PRODUCTS	UNSPECIFIED	TOTAL
2006									
MALE									
		0-14	0	0	0	0	0	0	0
		15-24	0	0	0	0	0	0	0
		25-44	0	0	1	0	0	1	2
		45-64	2	0	0	0	0	0	2
		65+	0	0	0	0	0	0	0
		UNKNOWN	0	0	0	0	0	0	0
		MALE SUBTOTAL	2	0	1	0	0	1	4
FEMALE									
		0-14	0	0	0	0	0	0	0
		15-24	0	0	0	0	0	0	0
		25-44	0	0	0	0	0	0	0
		45-64	0	1	0	0	0	0	1
		65+	0	0	0	0	0	0	0
		UNKNOWN	0	0	0	0	0	0	0
		FEMALE SUBTOTAL	0	1	0	0	0	0	1
2006 Total			2	1	1	0	0	1	5
2007									
MALE									
		0-14	0	0	0	0	0	0	0
		15-24	0	0	0	0	0	0	0
		25-44	0	1	0	0	0	0	1
		45-64	0	0	2	0	0	1	3
		65+	0	0	1	0	0	0	1
		UNKNOWN	0	0	0	0	0	0	0
		MALE SUBTOTAL	0	1	3	0	0	1	5
FEMALE									
		0-14	0	0	0	0	0	0	0
		15-24	0	0	0	0	0	0	0
		25-44	0	0	0	0	0	0	0
		45-64	0	1	0	0	0	0	1
		65+	0	0	0	0	0	0	0
		UNKNOWN	0	0	0	0	0	0	0
		FEMALE SUBTOTAL	0	1	0	0	0	0	1
2007 Total			0	2	3	0	0	1	6

YEAR	GENDER	AGE GROUP	MSM	HETEROSEXUAL CONTACT	IDU	MTCT	RISK BLOOD/BLOOD PRODUCTS	UNSPECIFIED	TOTAL
2008									
MALE									
		0-14	0	0	0	0	0	0	0
		15-24	0	0	0	0	0	0	0
		25-44	1	0	0	0	0	1	2
		45-64	2	0	3	0	0	0	5
		65+	0	0	0	0	0	0	0
		UNKNOWN	0	0	0	0	0	0	0
		MALE SUBTOTAL	3	0	3	0	0	1	7
FEMALE									
		0-14	0	0	0	0	0	0	0
		15-24	0	0	0	0	0	0	0
		25-44	0	0	0	0	0	0	0
		45-64	0	0	0	0	0	0	0
		65+	0	0	0	0	0	0	0
		UNKNOWN	0	0	0	0	0	0	0
		FEMALE SUBTOTAL	0	0	0	0	0	0	0
2008 Total			3	0	3	0	0	1	7
2009									
MALE									
		0-14	0	0	0	0	0	0	0
		15-24	0	0	0	0	0	0	0
		25-44	0	1	0	0	0	0	1
		45-64	1	2	1	0	0	0	4
		65+	1	1	0	0	0	0	2
		UNKNOWN	0	0	0	0	0	0	0
		MALE SUBTOTAL	2	4	1	0	0	0	7
FEMALE									
		0-14	0	0	0	0	0	0	0
		15-24	0	0	0	0	0	0	0
		25-44	0	0	0	0	0	0	0
		45-64	0	2	0	0	0	0	2
		65+	0	2	0	0	0	0	2
		UNKNOWN	0	0	0	0	0	0	0
		FEMALE SUBTOTAL	0	4	0	0	0	0	4
2009 Total			2	8	1	0	0	0	11

YEAR	GENDER	AGE GROUP	MSM	HETEROSEXUAL CONTACT	IDU	MTCT	RISK BLOOD/BLOOD PRODUCTS	UNSPECIFIED	TOTAL
2010									
MALE									
		0-14	0	0	0	0	0	0	0
		15-24	0	0	0	0	0	0	0
		25-44	0	0	0	0	0	0	0
		45-64	0	3	0	0	0	0	3
		65+	0	0	1	0	0	0	1
		UNKNOWN	0	0	0	0	0	0	0
		MALE SUBTOTAL	0	3	1	0	0	0	4
FEMALE									
		0-14	0	0	0	0	0	0	0
		15-24	0	0	0	0	0	0	0
		25-44	0	0	0	0	0	0	0
		45-64	0	0	0	0	0	0	0
		65+	0	0	0	0	0	0	0
		UNKNOWN	0	0	0	0	0	0	0
		FEMALE SUBTOTAL	0	0	0	0	0	0	0
2010 Total									
			0	3	1	0	0	0	4